

Оксана Карп'юк

АНГЛІЙСЬКА МОВА

Підручник для 3 класу
загальноосвітніх навчальних закладів



Рекомендовано
Міністерством освіти і науки України

Тернопіль
Астон
2013

ББК 81.43.21-922
К 26

*Рекомендовано Міністерством освіти і науки України
(наказ МОНУ № 994 від 17.07.2013 р.)*

*Експертизу здійснював
Інститут педагогіки Національної академії педагогічних наук України.*

**Видано за рахунок державних коштів.
Продаж заборонено.**

К 26 Карп'юк О. Д.

Англійська мова: підручник для 3 класу загальноосвітніх навчальних закладів. — Тернопіль: „Видавництво Астон”, 2013. — 176 с. : іл.
ISBN 978-966-308-525-8

Підручник розроблено на основі авторської концепції позитивної мотивації молодших школярів до вивчення англійської мови. Книга продовжує серію для початкової школи і містить навчальний матеріал, передбачений чинною програмою Міністерства освіти і науки України з предмета „Англійська мова” для 3 класу загальноосвітніх навчальних закладів.

Підручник є основним компонентом навчально-методичного комплексу і передбачає використання комунікативно-ігрової методики.

ББК 81.43.21-922

ISBN 978-966-308-525-8

© Карп'юк О. Д., 2013

© ТзОВ „Видавництво Астон”, 2013

CONTENTS

Introduction Nice to See You Again! **4-13**

Unit 1 In the Greenwoods Summer Camp **14-29**

Unit 2 My Dear Family **30-47**

Unit 3 Welcome Back to School **48-69**

Unit 4 Home, Sweet Home **70-85**

Unit 5 Day by Day **86-107**

Unit 6 Spring Is Here, Summer Will Come **108-125**

Appendix Comix Plus **126-153**

Reading Plus **154-163**

Vocabulary **164-173**

Irregular Verbs **174-175**

1



Listen and sing the song.

1, 2

1, 2, 3

I like my friend
and she likes me.



We laugh together.
We go to school.
We sing a song.
We swim in the pool! Splash!

1, 2

1, 2, 3

I like my friend
and she likes me.



We play together.
We jump and run.
We ride a bike.
It's really fun. Yipee!

1, 2

1, 2, 3

I like my friend
and she likes me.

2



Pronounce the sounds.

[b],[d],[g],[l],[m],[n],[r],[v],[w],[z]
[f],[k],[p],[s],[t]

3



Match and pronounce.

Letters: g, x, z, y, w, b, k, f, v, r, s, h

Sounds: [z],[r],[g],[k],[ks],[h],[j],[v],[w],[s],[f],[b]

4



Listen and read.

Do you remember me?
My name is Smiley.



I've got a sister.
Her name is Happy.



I've got a little brother.
His name is Smally.



These are my friends.
Their names are Good and Glad.



We go to school.
We play games.
We sing songs.

1



Look and name.

How many words
can you remember?



2



Ask and answer.



A: What is your name?

B: ...

A: How old are you?

B: ...



3



Look and answer.



— Who is this boy / girl?

— What is his / her name?

— How old is he / she?

4



Listen and read. Then answer.

THE BROWNS

(Part I)

Meet the Browns.



They live in London.



This is
Mr Brown.



And this is
Mrs Brown.

- Who are they?
- Where do they live?

1



Listen and read. Then answer.

This is Bill.
He is eight.



THE BROWNS
(Part II)

This is Tom.
He is Bill's brother.
Tom is five.



This is Kate.
She is Bill's sister.
Kate is ten.



Mr Brown
is Bill's father.



Mrs Brown
is Bill's mother.

- How old is Bill?
- Who is Tom?
- How old is his brother?
- Whose sister is Kate?
- Who are Mr and Mrs Brown?

2



Read, copy and fill in.

He is a teacher.
I ... a boy.
They ... birds.
You ... a girl.

am

are

is

She ... my mother.
We ... boys.
It ... a dog.
You ... girls.

3



Follow and read.

o		a		i		e	
[ɒ]	[eʊ]	[æ]	[eɪ]	[ɪ]	[aɪ]	[e]	[i:]
not	no	fat	face	big	bike	pet	Pete
got	go	dad	take	sit	nice	friend	we
dog	hello	happy	cake	milk	like		team
hot	home	rabbit	make	Tim	Mike		see
Tom	Rose	Ann	Kate				

But: live [lɪv] жити

u		y		ey, ay	oy
[ʌ]	[ju:]	[j]	[aɪ]	[eɪ]	[ɔɪ]
jump	Ukraine	yes	my	they	toy
run	computer	yellow	fly	grey	boy
fun	you	yo-yo		day	
ugly	new			play	
under					

4



Pronounce the sounds.

[e], [æ], [ɪ], [ɒ], [ʊ], [ʌ] [i:], [ɑ:], [ɔ:], [u:], [ɜ:]

5



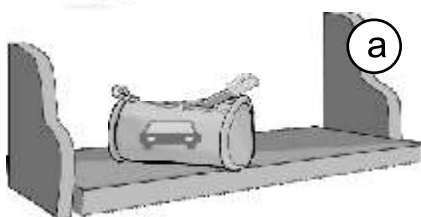
Match and pronounce.

Letters:	Sounds:
a	[ʌ], [ju:]
o	[i:], [e]
i	[eɪ], [æ]
e	[aɪ], [ɪ]
u	[əʊ], [ʊ]

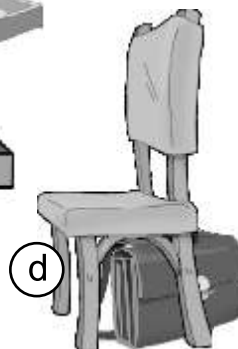
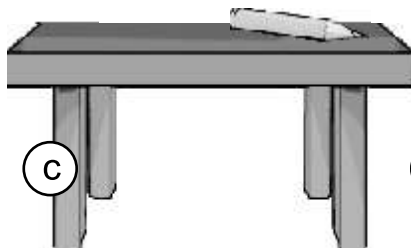
1



Look and say.



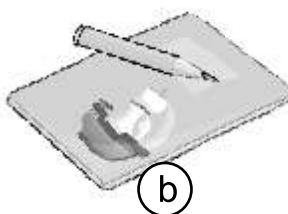
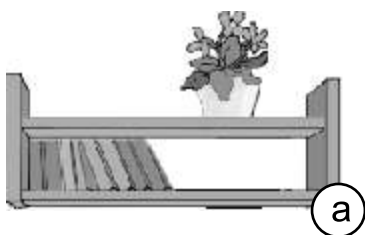
The pencil-case
is on the shelf.



2



Ask and answer. / Запитуйте і відповідайте.



A1: What colour is the ... ?

B1: It is

A2: Where is the ... ?

B2: It is on / in / under / near / the



3



Follow and read.

th		ck
[ð]	[θ]	[k]
this	three	black
that	thanks	neck
mother	Smith	Nick
brother	birthday	Vicky

wh	ng	ow		er
[w]	[ŋ]	[əʊ]	[aʊ]	[ə]
white	song	show	clown	sister
what	long	snow	brown	summer
where	spring			paper
	morning			teacher

4



Pronounce the sounds.

[ð]	[ŋ]	[θ]	[j]	[w]
[ðɪs]	[lɒŋ]	[θæŋks]	[jes]	['wɪntə]
[ðæt]	[sprɪŋ]	[θri:]	[ju:]	[wɒt]
['mʌðə]	[sɒŋ]	[smɪθ]	['jeləʊ]	[waɪt]
['fɑ:ðə]			[jɔ:]	[wi:]

5



Match and pronounce.




school door book read house girl park

[ri:d] [pɑ:k] [haʊs] [dɔ:] [gɜ:l] [buk] [sku:l]

1



Point and name.



The boy can

2



Talk with your friend.



A: Can you ...?

B: Yes, I can. / No, I can't.

I can Can you ...?

A: Yes, I can. / No, I can't.



swim, run, draw, jump, sing, dance, fly, climb, swing,
read, see a ..., make a party, write a letter to your friend

3



Follow and read.

ar, ar+e

[ɑ:]

are

park

party

garden

or, oo+r

[ɔ:]

door

short

horse

ir, er

[ɜ:]

bird

her

girl

ee

[i:]

see

green

meet

feet

oo
[ʊ] [u:]
book school
look balloon

air
[eə]
hair
fair
chair
their

ea
[i:]
tea
read
repeat
please

ou
[aʊ]
mouse
house
about

4



Read and guess. Then listen and guess.



Her bike is pink.
Her hair is red.
Her name is ...

(a)

(b)

His school bag is blue.
His pencil-box is orange.
His name is ...

His sweater is black.
His umbrella is green.
He is our new classmate.
His name is ...

(c)

5



Listen and play the game.

1

Listen and say.



Mr Blake: Good morning, I am Mr Blake. What is your name?

Bill: I am Bill Brown.

Mr Blake: Bill Brown ... Oh, yes. Are you from England?

Bill: Yes, I am.



Mr Blake: Bill, meet Alice. She is from France.

Bill: Nice to meet you, Alice.

Alice: Nice to meet you.



Mr Blake: And this is Taras. He is from Ukraine.

Bill: Hello, Taras!

Taras: Hi!



Mr Blake: Well, Bill, Alice, Taras... Welcome to Greenwood's Summer Camp!

2



Follow and read.

[æ] bag, dad, **Alice**, **Ann**, Hans, can, camp

[i:] meet, green, Greece, please

[ɪ] in, it, Italy, **England**

[ɑ:] park, garden, France

[eɪ] take, Kate, name, Spain, Ukraine

[ɜ:] girl, bird, birthday, her, Germany

3



Listen and read.



1) Meet Bill. He is from England ['ɪŋɡlənd].



2) Meet Paula ['pɔ:lə].
She is from Italy ['ɪtəlɪ].



3) This is Hans.
He is from Germany ['dʒɜ:mənɪ].



4) That is Alice.
She is from France [frɑ:ns].



5) Meet Kosta.
He is from Greece [gri:s].

6) Meet Taras.
He is from Ukraine [ju:'kreɪn].



7) Meet Stella.
She is from Spain [speɪn].



1



Listen and say.



Mr Blake: What's your name?

Kosta: My name is Kosta.

Mr Blake: Can you spell it, please?

Kosta: Yes, I can. K-o-s-t-a.

Mr Blake: Oh, thank you... Where are you from, Kosta?

Kosta: I am from Greece.

2



Ask and answer.

A: Where are you from?



B: I am from

France.

Greece.

Ukraine.

England.

Italy.

Germany.



3



Spell the names.

Alice, Paula, Bill, Mary, Hans, Stella, Taras

4



Ask and answer.



A: Can you spell your name, please?

B: Yes, I can: ...



5



Listen and read.



- What's your name?
- I am Mother Goose.
- Where are you from?
- I am from England.
- What is this?
- It is my magic Goose.
- What have you got?
- I've got a book.
- A book? Read it, please.
- OK. Let's read
Mother Goose Rhymes.

6



Listen and say.



Inter, mitzy, titzy, tool,

Ira, dira, dominu.

Oker, poker, dominoker,

Out goes you.



1



Listen and say.



Mr Blake: Look, children.
This is Greenwoods
Summer Camp.




This is the room for boys.



And this is the
room for girls.



This is a cafe.
You can eat here.



This is a swimming pool.



That is a sports-ground.



Oh, and that is a party hall.
You can meet, play, sing
and dance there.

2



Follow and read.

[i:] tea, teacher, eat, seat

[ɪə] clear, near, hear


[eə] chair, their, there

here [hɪə] This is a café. You can eat here.

This is a playground. You can play here.

there [ðeə]. That is a sports-ground. You can jump and run
there. That is a swimming pool. You can swim there.

Remember!



This is a room.

→ You can
sleep **here**.

That is
a party hall.

→ You can
dance **there**.

3



Copy.

This is a swimming pool. You can

... is a sport ground. You can ... here .

That is a party hall. You can

... is a café. You can ... there .

1



Listen and repeat.



Clown: Hello, kids! I am a clown. My name is Bobo!

Children: Hello, Bobo! Where are you from?

Clown: I am from *Greenwoods Summer Camp*.



Children: Can you play games?

Clown: Yes, I can. I like playing games. I like singing and dancing. I like running and jumping. Come on, kids. Let's have fun!

2



Ask and answer.



A: Can you ... ?

B: Yes, I can. / No, I can't.



swim, run, climb, fly, jump, dance, read, sing,
write, play games, spell the word, draw pictures

3



Talk with your friend.



A: I like ...

B: Let's ...



4



Look and say.

I can ...
I like ...



play the guitar
dance
sing

5



Listen and say the rhyme.

Blind man, blind man,
Sure you can't see?
Turn round three times,
And try to catch me!



1



Listen and say.

Bill: 75878. Is it you, Mum?

Mother: Oh, Bill! Yes, dear. It's your mum. How are you?

Bill: I am fine. Thanks.

Mother: Do you like the camp?

Bill: Yes, I do. I like it very much. How are Kate and Tom?


Mother: They are OK. They are at Granny's.

Bill: Say hello to Nick and Vicky.

Mother: Yes, sure.

Bill: Bye, mum.

Mother: Goodbye, dear.



2



Follow and read.

[ʃ] **she, shelf, show, short, sure**

[ts] **chair, watch, teacher**

3



Complete.

he, she, they

— How is Kate? — ... is fine.

— How are Jane and Nick? — ... are fine.

— How is Dad? — fine.

— How ... Tom? — fine.

— How ... Granny and Granddad? — fine.

4



Ask and answer.



A: Do you like ...?

B: Yes, I do. / No, I don't.



the swimming pool, the camp, the café,
the room for girls, our school, our party hall,
our sports-ground, your house / flat, our classroom

5



Talk with your friend.



A: How is / are ...?

B: He is / She is / They are fine.

A: Say hello to

B: Yes, sure.



1



Listen and repeat.



watch a cartoon
[kɑ:'tu:n]



play chess [tʃes]



paint [peɪnt]



play music ['mju:zɪk]



team [ti:m]

2



Listen and say.



Stella: Hey, girls! Let's go out and play team games.

Alice: I don't like playing team games. I like watching cartoons.

Paula: OK. Let's watch a cartoon. Then we can play a game.

3



Follow and read.

[ɪ] **spring**, **playing**, **painting**, **flying**, **reading**,
watching, **listening**

[u:] **school**, **cartoon**, **balloon**

[ju:] **music**, **computer**

4



Listen and read.

I don't like playing team games.
I like reading.

I don't like watching cartoons.
I like flying kites.

I don't like playing chess.
I like playing football.

I don't like painting.
I like riding bikes.

I don't like reading.
I like listening to music.

5



Talk with your friend.



A: I don't like I like

B: OK. Let's Then we can



1



Listen and say.



Mr Blake: Hans, what is your hobby?

Hans: A hobby?

Mr Blake: Yes, it is. 'A hobby' is what you like doing.

Hans: Well, I like reading.

Mr Blake: What is your hobby, Bill?

Bill: I like riding bikes and playing football.

Mr Blake: What is your hobby, Alice?

Alice: I like painting pictures.

2



Ask and answer.



A: What is your hobby?

B: I like ...



3



Follow and read.

- [ɒ] not, dog, got, hobby
- [ɔ:] door, short, sport, four
- [eɪ] Spain, Ukraine, table, favourite
- [e] pet, pencil, seven, friend, pen friend
- [u:] cartoon, balloon, soon
- [i:] team, teacher, season, speak

4



Listen and read the letter.

Hello!
My name is Toto. I am ten. I am from Italy.
I like music and reading.
What is your name? How old are you?
What is your hobby?
Write to me soon.
Bye.
Your pen friend,
Toto.

5



Answer Toto's questions.

6



Agree or disagree.

- 1 His name is Toto. *You: Yes, it is. / No, it isn't.*
- 2 He is nine.
- 3 He is from Italy.
- 4 His hobby is painting.



Тепер ти можеш...

1 ✓ ... read and tell about these kids.

*I've got a friend.
His name is Bill.
He is eight. He is from England.
His hobby is riding bikes.
His phone number is 75878.*



name Bill

Brown

age eight

country England

hobby riding bikes

phone number 75878



name Hans

Shultz

age nine

country Germany

hobby reading

phone number 86304



name Taras

Petrenko

age seven

country Ukraine

hobby playing computer
games

phone number 23519



name Paula

Tortolini

age seven

country Italy

hobby painting

phone number 42691



2 ✓ ... answer Bobo's questions.

- What is your name? Can you spell it, please?
- How old are you?
- Where are you from?
- Do you like playing games?
- What don't you like?
- What is your favourite sport?
- What is your hobby?
- What is your phone number?
- Do you like *Greenwoods Camp*?
- Have you got a pen friend?
- Can you write a letter to your pen friend in English?



3 ✓ ... play the game.

Work in a group of 7. You are from Italy (Spain, Greece, England, Ukraine, Germany, France). You are in the camp. Introduce each other to Bobo. (Познайомте Бобо із своїми друзями).

This is ...
He/She is from ...

4 ✓ ... show your camp to a guest.

This / That is ... We can ... here / there.

5 ✓ ... tell your class about your pen friend.

I've got a pen friend. His name is He is
He is from His hobby is His favourite sport is

1



Listen and say.

Granny: Oh, hello,
sweet hearts!

Grandpa: How are
you?

Kate: We are fine,
grandpa.

Thank you.

①



②

Grandpa: Come
into the house.



③

Granny: Tom,
meet your
cousins.

Peter: I am Tim.

Eddie: I am
Eddie.

Tom: Hello, Tim. Hello, Eddie.
I am Tom.

2



Follow and read.

[ʌ] **run, ugly, under, uncle, husband, cousin, mother, son**

[ɑ:] **are, park, garden, France, father, aunt, heart**

[ɔ:] **short, sport, four, daughter**

[æ] **rabbit, family, dad, granddad, grandparents**

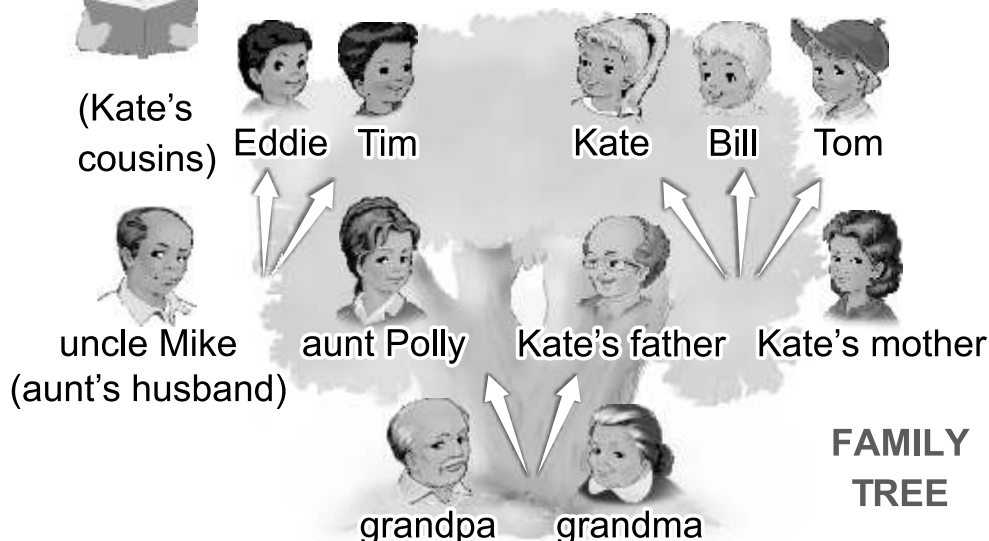
who [hu:] Who is this? Who is that boy?

Who lives in this house?

3



Listen and read.



Father and mother are parents. Granfather and grandmother are grandparents. Kate's grandparents have got two daughters: Kate's mother and her sister Polly. Polly is Kate's aunt. She is Bill's and Tom's aunt, too. Mike is Polly's husband. He is Kate's uncle. Mike is Bill's and Tom's uncle, too. Uncle Mike and aunt Polly have got two sons — Tim and Eddie. They are Kate's cousins. They are Bill and Tom's cousins, too.

4



Answer.

- Who is Tom?
- Who is aunt Polly?
- Who is Eddie?
- Who is Kate's mother?
- Who is uncle Mike?
- Who is Bill?

Example:

— Who is Tim?
 — *Tim is grandma's grandson. He is aunt Polly's son. Tim is Eddie's brother. Tim is Kate's cousin.*

1



Listen and say.



1

Tim: Hello, Kate. Where is Bill?

Kate: He's at *Greenwoods Summer Camp*.

Tim: Where is it?

Kate: It is in Germany.

2



Tobby: Bow-wow!

Kate: Oh, Tim, who is it ?

Tim: It is *Tobby*, our dog.

Stop it, *Tobby*! This is
Kate. She is our cousin.

3



Kate: Hello, *Tobby*.

2



Follow and read.

village ['vɪlɪdʒ] in a village, to live in a village.

Grandpa and grandma live in a village.

[eə] chair, hair, there, where

Where is Bill? He is at the camp.

Where is mum? She is at home.

Where is Kate? She is in the village.

3



Look and answer.



London, England



the camp, Germany



the village, England

- 1 Where is Bill?
- 2 Where are Kate and Tom?
- 3 Where is Nick?
- 4 Where are Alice and Taras?
- 5 Where is Vicky?
- 6 Where is grandma?

4



Draw your family tree.

1



Listen and repeat.



kitchen ['kɪtʃɪn]



bathroom ['bɑ:θru:m]



living-room ['lɪvɪŋru:m]



bedroom ['bedru:m]

2



Follow and read.

[θ] **three**, **thank** you, **bath**room

[tʃ] **chair**, **teacher**, **kitchen**

[ju:] **you**, **music**, **computer**, **new**

new [nju:] new music, a new computer, a new toy,
a new game, a new house. This computer is new.
I like listening to new music.

house [haʊs] a new house, a big house, a village house.
I live in this house.

3



Listen and say.



1

Grandma: That is the bedroom for boys. This is your room, Kate.

Kate: Thank you, Granny. Oh... where is the kitchen?



2

Grandma: It is on the left. The bathroom is on the right.



3

Kate: Oh, you've got a new TV in the living-room!

Grandma: Yes, it is new. The boys like watching cartoons on TV.

1



Listen and say.



Eddie: Toby, Toby! Where are you?

Kate: What's the matter?

Eddie: I can't find Toby.

Kate: Is it in the house?

Eddie: Yes, it is. Look under the sofa in the living-room, please.

①


Kate: No, it isn't here. Is it under the bed in the bedroom?



②

Eddie:

No, it isn't there.



③

Kate: Look! It is under the table in the kitchen!

Eddie: Oh, Toby...!

2



Play a guessing game.

in

on

under



A: Where is the the *ball*?

B: Is it *on* the *chair*?

A: Yes, it is. / No, it is not.



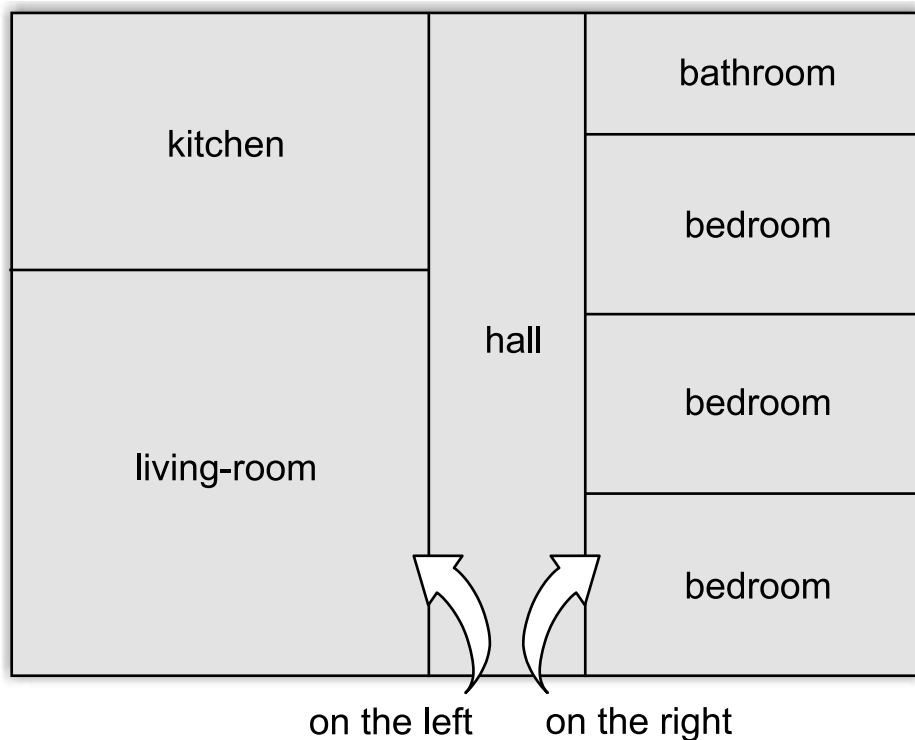
3



Follow and read.

THE HOUSE IN THE VILLAGE

Look at the plan of the village house. It has got three bedrooms, a living-room, a kitchen and a bathroom. A kitchen and a living-room are on the left. A bathroom and three bedrooms are on the right.



4



Ask and answer.

A: Look at the plan. Where is / are the ...?

B: It's / They are on the left / right.



bedroom, bathroom,
living-room, kitchen



1



Listen and repeat.



sofa
[ˈsəʊfə]



armchair
[ˈɑːmtʃeə]



carpet
[ˈkɑːpɪt]



floor [flɔː]

arm + chair = armchair



+



=



bath + room = bathroom



+



=



2



Follow and read.



- 1 Where is the sofa? It is **next to** the window on the left.
- 2 Where is the armchair? It is **in front of** the TV.
- 3 Where is the bed? It is **near** the window.
- 4 Where is the bookshelf? It is on the wall **above** the sofa.
- 5 Where is the carpet? It is **on** the floor.
- 6 Where is Toby? It is **under** the table.

3



Read and draw.

This is a living-room. It is light and clean. The sofa is near the wall on the left. The TV is near the wall on the right. You can sit on the sofa and watch TV there. The armchair is next to the sofa. The lamp is near the armchair. You can sit and read a book there. The table is in front of the window. Six chairs are near the table. Children like sitting and playing table games there.

4



Ask and answer about Kate's room



above
in front of
next to
under
on
near



A: Where is the ... ?

B: It is ... the

A: What can Kate do there?

B: She can ... there.



5



Talk with your friend.

A: Where is ... in your room?

B: It is ... the

A: What can you do there?

B: I can



1



Listen and say.

Kate: Who is this?

Tim: This is my father. He is your uncle.

Kate: Oh, yes, uncle Mike! What's his job?

Tim: He is a driver.



Kate: Is this aunt Polly?

Tim: Yes, she is.

Kate: What is her job?

Tim: She is a seller. What are your parents' jobs?

Kate: My mum is a doctor. My dad is a businessman.



2



Listen and repeat.



doctor
['dɒktə]



singer
['sɪŋə]



secretary
['sekretəri]



driver
['draɪvə]



dancer
['dænsə]



waiter
['weɪtə]



businessman
['bɪznɪsmæn]



farmer
['fɑ:mə]

3

Ask and answer.



A: What is his / her job?

B: He / she is a ...



(a)



(b)



(c)



(d)



(e)



(f)

4

Follow and read.



[ɒ] not, job, office

[e] desk, secretary

[ɪ] business, businessman

[ə] teacher, farmer, doctor, singer,
dancer, driver, seller, waiter

Remember!



man
[æ]



men
[e]



businessman
[æ]



businessmen
[e]

5

Listen and sing the song.



My name is Greta.
I'm a vet.
I'm at work
helping a cat.
MIAOW!

I'm at work.
My name is Nick.
I'm a photographer.
Click! Click! Click!



I'm at school,
as you can see.
Here's my test.
Please, help me!

6



Ask and answer.



A: Where is ...?

B: He / she is ...



at home, in the park, at work, at school, on the farm



(a)



(b)



(c)



(d)



(e)



(f)

1



Listen and read.

GOODBYE, SUMMER HOLIDAYS!

Kate and Tom like living in a village. They like their grandparents' house. The children like playing games and watching cartoons on the new TV in the living-room.

Kate and Tom are sad today. They say goodbye to their grandpa and grandma. They say goodbye to their aunt and uncle. They say goodbye to their cousins. Goodbye, summer holidays!



2



Ask and answer.

A: What do Kate and Tom like?

B: They like ...

A: Are they sad?

B: Yes, they are. / No, they are not.

A: What do they say?

B: They say ...



3

Talk about your doll's house.

sit and...
read a book,
watch TV,
eat,
have books,
sleep,
play games


next to,
in front of,
near, on,
under,
above, in

A: Where can your doll ... ?

B: It can

A: Where is it?


B: It is



4

Listen and say the rhyme.

Here's my grandpa, grandma, dad and mother.
Here's my sister and my little brother.
My doll and a bike,
My favourite shoes,
A very best friend I luckily choose...
My favourite flowers,
My pet that is small...
With all my kid's heart
I can love them all!





Тепер ти можеш...

1 ✓ ... draw the plan of your house / flat and describe it.



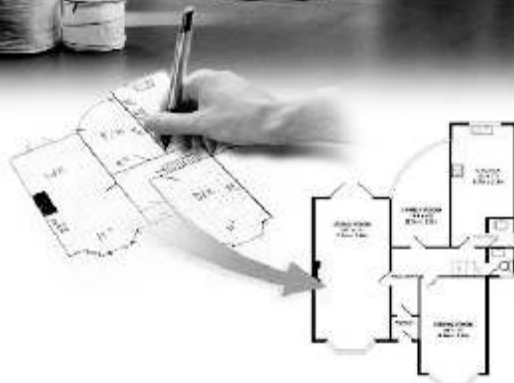
Look, this is the plan.

... is on the left.

... is on the right.

This is my room.

I have got It is



2 ✓ ... draw your family tree and have a talk about it.



A: Who is this / are these?

B: This is / These are my

A: Is this / Are these your ...?

B: Yes, he (she) is. / No, he (she) is not.

He /She is my

Yes, they are. / No, they are not.

They are my

3 ✓ ... ask and answer about your / your friend's parents.



A: What is your father's job?

B: He is a

A: What's your mother's job?

B: She is a



4 ✓ ... read the letter.

Hello, Betty!

My name is Sally. I am eight.

My father is a builder.

My mother is a teacher. She likes children.

I have got a brother. His name is Jeff.

Jeff is a student.

I have got one uncle and three aunts.

I have got many cousins.

What about you and your family? Is it big?

Have you got a brother or a sister?

What are your parents' jobs?

Have you got cousins?

Bye,

Sally.



5 ✓ ... write answers to Sally.

1

Listen and say.



Bill: Hi, Peter!

Peter: Hello,
Bill. How
are you?

Bill: I'm fine,
thanks.

Miss Willkins: Good
morning, children!
Welcome back to
school!

Children: Good morning,
Miss Willkins. Nice
to see you again.

Miss Willkins:
Thank you.
Well, look
at your new
timetable.

2

Follow and read.



[ɒ:] farm, party, car, Art

[æ] fat, rabbit, Maths

[ju:] new, Music, computer, Tuesday

[ɜ:] bird, thirteen, birthday, Thursday

Wednesday ['wenzdi] on Wednesday. The children go to school on Wednesdays. They have got English on Wednesdays.

BILL'S TIMETABLE

Sunday, Monday, Tuesday, Wednesday, Thursday, Friday and Saturday are seven days of the week. Bill and his friends go to school five days a week. They have got Maths, English, Sport, Reading, Art and Music at school. This is their timetable:

	Monday	Tuesday	Wednesday	Thursday	Friday
1	Maths	English	English	Maths	Maths
2	English	Reading	Maths	English	Reading
3	Art	Sport	Music	Sport	Music

3



Look at the timetable and say.

On Monday they have got Maths, English and Art.

On Tuesday they have got ..., ... and

On Wednesday they, ... and

On Thursday, ... and

On, ... and

4



Speak about your timetable.

On Monday we have got ...

1



Listen and say.



Nick: What day
is it today?

Bill: It's Tuesday.

Nick: Oh, good. It's Sport on Tuesday.

I like Sport. And which lesson do you like?

Bill: I like counting and doing sums.

Maths is my favourite lesson.

2



Follow and read.

[i:] teacher, reading, season, clean, please

[æ] bag, blackboard, Maths, Saturday

[ʌ] summer, colour, Sunday, Monday, sum

do sums We do sums at Maths lessons.

I like doing sums. I like to count and do sums.

3



Ask and answer.



A: Which lesson do you like?

B: I like is my favourite lesson.



4



Talk with your friend.

A1: When is Sport?

B1: It is on Tuesday
and Thursday.

A2: When is ... ?

B2: It is on



5



Listen and sing the song.

Miss Willkins is a teacher.
She teaches all day long.
She speaks and asks,
And gives the tasks.
And then she sings
her song,

"I am a super teacher.
I teach kids all day long.
I speak and ask,
And give the task
To sing with me this song:
'Miss Willkins

is a teacher ..."
etc.



1



Listen and read.

VICKY'S FAVOURITE LESSON

Vicky is a schoolgirl. She goes to school five days a week. She likes music and singing. Music is her favourite lesson. Her favourite days are Wednesday and Friday. She has got Music lessons on these days.



2



Look at the table. Then ask and answer.

	<i>Bill</i>	<i>Nick</i>	<i>Peter</i>	<i>Jane</i>	<i>Vicky</i>
Mon	✓	×	✓	✓	×
Tue	×	✓	×	✓	×
Wnd	✓	×	×	✓	✓
Thu	✓	✓	×	✓	×
Fri	✓	×	×	×	✓

A: Which day(s) does

Bill	Jane
Peter	Vicky
Nick	

like?

B: Bill's likes... It is / They are his favourite day / days.

3



Interview your classmate.



A: What lesson do you like?

B: I like ...

A: What is your favourite day?

B: ... is (are) my favourite day(s).

I have got ... on this (these) day(s).



4



Listen and sing the song.

What day is it? It's Monday.

It is a happy day —

We've got some Maths and do some Sport.

Hip-hop, hooray-hooray!

What day is it? It's Tuesday.

It is a happy day —

We've got the English lesson.

Hip-hop, hooray-hooray!

What day is it? It's Wednesday.

It is a happy day —

We've got some Art and Music.

Hip-hop, hooray-hooray!

What day is it? It's Thursday.

It is a happy day —

We write and read, then jump and say:

Hip-hop, hooray-hooray!

What day is it? It's Friday.

It is a happy day —

We do some work and make some things.


Hip-hop, hooray-hooray!

We go to school on weekdays.

We've got school every day.

But Saturday and Sunday

Are surely for play!



1



Listen and say.



I don't like Art.
I don't like painting.

Example:

Nick doesn't like Art.

He doesn't like painting.



I don't like Sport. I don't
like running and jumping.

Vicky doesn't ...



I don't like Maths. I don't like
counting and doing sums.

Peter ...



I don't like Music.
I don't like singing.

Jane ...

2



Talk with your friends.

A: I don't ...



B: He / She doesn't ...



C: Do you like ...?



3



Speak about your friend.

My friend's name is

He / She is a schoolboy / schoolgirl.

His / Her favourite day is

His / Her favourite lesson is

He / She likes

He / She doesn't like

4

Read and match.



(a)



- 1 read texts, learn poems
- 2 count, do sums
- 3 jump, run, play sport
- 4 sing songs, play music
- 5 draw, paint
- 6 speak, read and write English



(b)



(c)



(d)



(e)



(f)

5

Look at the pictures. Then ask and answer.



A1: Picture 1. Which lesson is it?

B1: It is ...

A2: What do you do in this lesson?

B2: We ...



1

Listen and say.



Bill: Hooray! I've got a letter!

Kate: A letter? Where is it from?

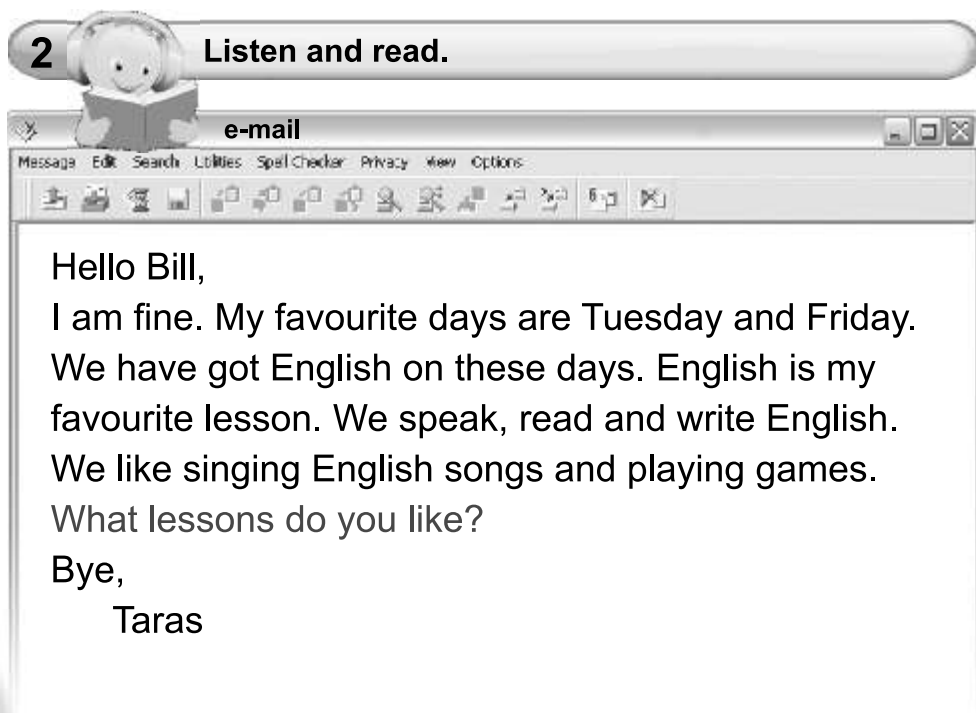
Bill: It's from Ukraine. It's from Taras.

Kate: Taras? Who is he?

Bill: He is my friend. He lives in Ukraine.

2

Listen and read.



3



Read and write out the true sentences.

- 1 Taras lives in England.
- 2 Taras is Bill's pen friend.
- 3 He goes to school.
- 4 His favourite days are Tuesday and Wednesday.
- 5 His favourite lesson is English.
- 6 He doesn't like playing games.
- 7 They do sums at English lessons.
- 8 Taras likes singing English songs.



4



Help Bill to write his answer.

e-mail

Message Edit Search Utilities Spell Checker Privacy View Options

Hi, ...

Thank you for your letter.

My favourite lesson is ...

... ..

Bye,

...

1



Listen and repeat.



Tick-tock, tick-tock. **It's nine o'clock.**
School starts at nine o'clock.



It's ten o'clock.



It's eleven o'clock.



It's twelve o'clock.



Tick-tock, tick-tock. **It's one o'clock.**
School is over at one o'clock!

2



Listen and read.



①

Nick wakes up
at 7 o'clock.



②

He washes his face
and cleans his teeth.



3

Then he dresses.



4

He has his breakfast at 8 o'clock.



5

Then Nick goes to school.



6

School starts at 9 o'clock.

3



Listen and read.

[i:] clean, teeth

Nick cleans his teeth in the bathroom.

wake up ['weɪk 'ʌp]

— When does she wake up?

— She wakes up at 7 o'clock in the morning.

wash [wɒʃ] I wash my face and my hands in the morning. I wash in the bathroom.

dress [dres] I wash, dress and go to school.

breakfast ['brekfəst] I have my breakfast at school. He has his breakfast at home. He eats an egg and drinks a cup of tea at his breakfast. He likes to have a cake for his breakfast, too.

4



Tell class what you do in the morning.

I wake up at ... o'clock. Then I ...

1

Listen and say.



Kate: What day is it today?

Bill: It's Tuesday.

Kate: What time is it?

Bill: It's four o'clock.

Kate: Oh, I must go to my chess club today. It starts at five o'clock.

Tom: And what about reading a new book?

Kate: Sorry, I can't. I must do my homework in the evening. Ask Bill.

2

Ask and answer.



A1: What day is it today?

B1: It is ...

A2: What time is it?

B2: It is ...



3

Follow and read.



[ɑ:] farm, father, art, after

[ʌ] up, cup, club, must, lunch

have lunch [ˌhæv 'lʌntʃ] I have lunch at 1 o'clock.

She has lunch at 12 o'clock.

do one's homework ['du: 'wʌnz 'həʊmwɜ:k] I do my homework after school.

club [klʌb] a volleyball club, a football club, a tennis club, a chess club

after ['ɑ:ftə] — What do you do after school?
— After school I go to my football club.
After football I do my homework.

go to bed — When do you go to bed?
— I go to bed at nine o'clock in the evening.

help [help] On Saturdays she helps her mum about the house. Do you help your mum?

must [mʌst] Children must go to school. You must do your homework after school. You must help your dad on Saturdays.

4



Look and answer.

What must Bill do ...



... at eight o'clock?



... at three o'clock?



... at five o'clock on Fridays?



... at seven o'clock today?



... at ten o'clock in the evening?

5



Follow and read.

This is Mr Jones.
He is a businessman.
He must wake up at six o'clock
in the morning.
He has his breakfast at seven.



Mr Jones has got a driver.
After breakfast he goes to
his office ['ɒfɪs] by car.



He has got two secretaries
in his office. They help him
in business.



Mr Jones has his lunch in a café. Look, this is a waiter.



It is 4 o'clock now. Mr Jones is at his son's school.




Look, Mr Jones is not well...



That is a doctor. He can help.

Remember!

Where?



at school



at work



at home



I don't know

1



Listen and say.



Nick: Hello Vicky!

Vicky: Hi, Nick.

Nick: What about playing tennis today?

Vicky: Sorry, Nick. I must help my mum about the house today. Bye!

Nick: Bye-bye.



2



Ask and answer.



A: When do you

wake up?
wash your face?
dress?
eat breakfast?
go to school?
have lunch?
do your homework?
go to bed?



B: I wake up at ...

3



Write down your answers to the questions above.

4



Follow and read.

could [kud] Could you show me your doll, please?

Could you help me with these sums, please?

may [meɪ] May I go out? May I come in?

can [kæn] Can you write a letter to your pen friend?

Can you read English texts?

must She must do her homework. You must help her.

You must help your friends.

5



Listen and sing the song.

This is the time I wake up and get up,
Wake up and get up, wake up and get up.

This is the time I wake up and get up,
At 7 o'clock in the morning.

(This is the time I go to school ...
At 8 o'clock in the morning)

(This is the time I play with my friends ...
At 3 o'clock in the afternoon)

(This is the time I do my homework ...
At 5 o'clock in the afternoon)

(This is the time I help my mum ...
At 7 o'clock in the evening)

(This is the time I go to bed ...
At 9 o'clock in the evening)



1

Listen and say.



Peter: I am sorry. I am late.

May I come in?

Teacher: Yes, you may.



Vicky: May I ask you?

Teacher: Yes, sure.



Bill: Could you give me your pen, please?

Jane: Sorry, I need it.



Peter: Can I sit here?

Nick: Yes, sure.



Peter: Can I help you?

Vicky: No, thanks.

2



Talk with your friend.

a)



Can
A: Could I have your ..., please?
May

Yes, sure.

B: Yes, please

Yes, you may. / Sorry, I need it.



b) A: Can you play ... with me?

B: Yes, of course. / Sorry, I must help my mum.

3



Look and say.

Monday	karate 3:00
Tuesday	doctor 5:00
Wednesday	football 4:00
Thursday	guitar 2.00
Friday	tennis 4:00

1 Bob must
go to karate
on Monday
at 3:00
o'clock.

2 Bob must go
to the doctor
on ... at ...



Bob

4



Ask and answer.



A: Can Bob come and play on Friday.

B: No, he can't. He must go to ...





Тепер ти можеш...


1 ✓ ...read a letter.

e-mail

Message Edit Search Utilities Spell Checker Privacy View Options

Dear Taras,
 Thank you for your letter.
 My family is fine. On school days I wake up at seven. I go to school at eight. School starts at nine o'clock. I've got many friends at school. We like playing games and having fun.
 My favourite days are Monday, Wednesday, Thursday and Friday. I have got Maths on these days. Maths is my favourite lesson.
 Say hello to your family.
 Yours,
 Bill.

2 ✓ ...say what you (your friend) do (does) at this time.



1 It is 7 o'clock. I get up at 7 o'clock in the morning.

3 ✓ ... complete the timetable and talk about it.


Monday	
Tuesday	
Wednesday	
Thursday	
Friday	
Saturday	

I play football on Monday.

I play the guitar on Thursday.



Can you come and play on Monday?



No, I can't. I play football on Monday.

4 ✓ ... write four 'must' sentences

I must ...

You must ...

Nick must ...

They must ...

5 ✓ ... ask two 'may' questions.

May I ... ?

... ..?

6 ✓ ... have a talk.



A: Can I have your ...?

B: Yes,

A: May I ... ?

B: Yes,

A: Could you ... ?

B: Sorry, I



1



Listen and say.



Vicky: Hi, Jane. Come in, please. Let's watch cartoons. Look, this is my favourite one.

Jane: What is it about?

Vicky: It is about a mermaid. Her name is Ariel ['eəriəl].



Jane: And who is that man?

Vicky: That's her father. His name is Triton.

Jane: Look, he is very angry... and Ariel is sad.

Vicky: Yes, she is... Let's listen to Ariel's song now.

Jane: Oh, she is so beautiful! I like her singing very much.

2




Follow and read.

'Mickey Mouse', 'Tom and Jerry',
 'Winnie-the-Pooh' ['wɪnɪ ðə ,pu:], 'Mary Poppins',
 'Alice in Wonderland' ['ælis ɪn 'wʌndələnd],
 'The Mermaid' ['mɜ:meɪd], 'Cinderella' [sɪndə'relə].

Remember!

Let us watch! → Let's watch!



3

Listen and read.



Example: Let us sing = ...

sing a song, draw a picture, play a game,
watch a cartoon, read a book

4

Look and say.



My favourite cartoon is ...

... ..



... ..

... ..

1



Listen and read.

Ukrainian [ju:'kreɪnɪən] Ukrainian boys and girls, Ukrainian songs, Ukrainian books.

usually ['ju:ʒəli] Tom likes apples. He usually has an apple after breakfast. Vicky likes cakes. She usually has some cake on Sundays. Kate likes orange juice. She usually has some orange juice for breakfast.

Christmas ['krɪsməs] Christmas is a happy holiday.

In England children have their Christmas holidays.

carol ['kærəl] On Christmas they sing Christmas carols in England. Koliada is an Ukrainian Christmas carol. They sing Koliadas at Christmas in Ukraine.

Hello, Bill.

Thank you for your letter.

These are my winter holidays photos.

On Christmas we usually have Christmas Vertep Show. On the photo I am the king. We usually sing Koliada songs. 'Koliada' is a Ukrainian Christmas carol. What do you usually do on Christmas?

Bye,

Taras.



*Bill Brown
9 Trafalgar St.
London SW 74 NA
England*

2



Listen and say.

Nick: Is it a birthday party?

Bill: No, it isn't. It is a Vertep Show.

They usually have a Vertep Show on Christmas.



Vicky: Where is Taras?

Bill: He is the king here. Look.

Nick: Do they sing carols in Ukraine?

Bill: Yes, they do. They sing Koliadas. 'Koliada' is an Ukrainian Christmas carol.

3



Read and answer.

- Do you have Vertep Shows on Christmas?
- Can you sing Koliadas at school?
- What do you usually do on Christmas at home?

4



Play the mime game.

I USUALLY ... ON SUNDAY.

— Do you usually dance?

— Do you usually skate?

— No, I do not.

— Yes, I do!

play in the snow, play tennis,
listen to music, read a book,
play a computer game,
sing songs, ski, do homework



1

Listen and repeat.



eat [i:t]



drink [drɪŋk]



cook [kʊk]



make [meɪk]

2

Listen and say.



Vicky: Hello. This is Vicky.

Tom: Hi, Vicky.

Vicky: May I talk to Bill?

Tom: I am sorry, he is busy.

Vicky: Can I talk to Kate?

Tom: No, you can't. Kate is busy, too.

Vicky: Why?

Tom: It is Saturday today.

We usually help Mum on Saturday.



3

Listen, read and answer.



lunch [lʌntʃ] It is one o'clock in the afternoon. Tim usually has lunch at one o'clock.




dinner ['dɪnə] Tim usually has dinner at four o'clock in the afternoon.



supper ['sʌpə] It is eight o'clock in the evening. Tim usually has supper at eight o'clock.

4

Ask and answer.



A: What does she usually do in the afternoon?

B: She usually has lunch.



1



Listen and repeat.

VEGETABLES ['vedʒtəblz]

**carrot**

['kærət]

**cabbage**

['kæbɪdʒ]

**cucumber**

['kju:kʌmbə]

**onion**

['ʌniən]

**tomato**

[tə'mɑ:təʊ]

FRUIT [fru:t]

**apple**

['æpl]

**banana**

[bə'nɑ:nə]

**lemon**

['lemən]

**orange**

['ɒrɪndʒ]

2



Follow and read.

a [ə]

a banana [bə'nɑ:nə]**a cucumber** ['kju:kʌmbə]**a lemon** ['lemən]**a carrot** ['kærət]**a tomato** [tə'mɑ:təʊ]**a vegetable** ['vedʒtəbl]**a fruit** [fru:t]

an [ən]

an apple ['æpl]**an onion** ['ʌniən]**an orange** ['ɒrɪndʒ]

3



Listen and say the rhyme.

Apples are sour,
 Apples are sweet.
 Apples are juicy
 And nice to eat!



4

Listen and say.



a

Mother: Enjoy your meal!

Vicky: Thank you.

Father: Pass me some salt, please.

Kate: Here you are.

Father: Thanks.



b

Kate: Some
bread, Vicky?

Vicky: Yes,
please.



c

Kate: Some
salad, Daddy?

Father: No,
thanks.



d

Tom: Some
juice, please.

Mother: Here
you are.

1



Listen and read.

[ʃ] **she, fish, sugar** [ɔ:] **corn, or, four, salt**
 [u:] **school, pool, soup, juice** [b] **hot, coffee**
 [i:] **tea, please, meal** [e] **egg, lemon, bread**

pass [pɑ:s] Pass me that cup of milk, please.

Can you pass me the bag, please?

some [sʌm] Pass me some sugar, please.

Can I have some juice, please?

enjoy [ɪn'dʒɔɪ] We enjoy their carol songs.

We enjoy our meals.

meal [mi:l] I have four meals a day: breakfast, lunch, dinner and supper. I enjoy my meals.

2



Read and compare.

a/an

egg	orange
tomato	banana
apple	onion
lemon	

some

juice	sugar
water	salt
milk	soup
tea	bread
coffee	salad

3



Talk with your friend.



(a)



(b)



(c)



(d)



(e)



(f)



A: Pass me ..., please.

B: Here you are.


A: Thank you.



4



Ask and answer.



A: A cup of tea?

B: Yes, please.

A: Some salt?

B: No, thanks.



5



Play the game.

a/an or some?




a carrot
an apple



some milk

START



1



Listen and read.



go to bed



make bed

always ['ɔ:lweɪz] I always make my bed in the morning.

My dad always reads papers ['peɪpəz] on Sundays.

alone [ə'ləʊn] I don't like being alone but I am always alone on Saturday mornings.

2



Listen and say.



Vicky: Hi, Tom! Why are you alone?

Tom: I always play alone on Saturday mornings.

Vicky: Where is Bill?

Tom: He is busy. He always helps dad on Saturdays.



Vicky: Where is Kate?

Tom: She is at her chess club. She always goes to her chess club on Saturdays... Oh, what time is it?

Vicky: It's 11 o'clock.

Tom: Hooray! My favourite cartoon is on TV at 11 o'clock. I always watch cartoons on Saturdays! Bye!

Vicky: Bye-bye, Tom!

3



Look and say.



Bill is with his father. He always ... his father on Saturdays.



Kate is at her chess club. She always ... to her chess club on Saturdays.



Bill's mother is in the kitchen. She always ... in the kitchen.

1

Listen and read.



I **always** make my bed in the morning.

I **never** make my bed in the evening.

He **always** cleans her teeth in the bathroom.

He **never** cleans her teeth in the bedroom.

Mum **always** cooks in the kitchen.

She **never** cooks in the living-room.

Bill **usually** helps Mum after dinner.

But **sometimes** he plays with his friends.

Jane **usually** plays computer games.

But **sometimes** she watches cartoons.

Mary **usually** goes to bed at nine o'clock in the evening.

But **sometimes** she goes to bed at ten o'clock in the evening.



2



Answer with the words in the box.

always, usually, sometimes, never

Example: — Do you go to school on Mondays?

— Yes, I do. I **always** go to school on Mondays.

- Do you wear a dress?
- Do you watch TV in the evening?
- Do you drink milk for your breakfast?
- Do you go to bed at 7 o'clock in the evening?
- Do you help your mum?

3



Read and answer.

MY HOME

My name is Ted. The place I live in is my home. I eat, sleep and play at home. I do my homework here.

Come and visit my home on Sunday! My mum usually watches a film on TV. My dad never watches films. He always reads a paper or a book. My sister usually goes out to meet her friends. I usually play my computer games. But sometimes I play with my friends near the house. We always have a big dinner on Sunday.

True
or
false?

- 1 Ted does his homework at school.
- 2 Ted's mum never watches films.
- 3 Ted's dad always reads a paper or a book.
- 4 Ted's sister usually plays computer games.
- 5 Ted sometimes plays with his friends.
- 6 They never have a big dinner on Sunday.



Тепер ти можеш...

1 ✓ ... look and say.



Tom is ... now.



Vicky is ... now.



Nick is ... in the bathroom now.

2 ✓ ... read and test yourself.

ARE YOU GOOD AT HOME?

- 1 Do you make your bed?
a) *always* b) *usually* c) *sometimes* d) *never*
- 2 Do you help your mum in the kitchen?
a) *always* b) *usually* c) *sometimes* d) *never*
- 3 Do you help your grandpa in the garden?
a) *always* b) *usually* c) *sometimes* d) *never*
- 4 Do you cook meals?
a) *always* b) *usually* c) *sometimes* d) *never*
- 5 Do you play with your little brother / sister?
a) *always* b) *usually* c) *sometimes* d) *never*

Points:

- a) 3
- b) 2
- c) 1
- d) 0

Results

- 12-15 You are always good!
- 8-11 Usually you are good.
- 3-7 Sometimes you are not good.
- 0-2 You are very bad at home!

3 ✓ ... match and have a talk.

Some bread?

Thank you.

Pass me some salt, please.

No, thanks.

Enjoy your meal.

Here you are.

4 ✓ ... read and answer.

- What do you usually have for lunch?
- What do you never drink?
- What do you always have for breakfast?
- What fruit do you sometimes eat?

4 ✓ ... read and tell class about your breakfast.

MY BREAKFAST

I don't like big breakfasts. I like to have a small breakfast. I usually have an egg and a piece of bread or a toast with butter and jam. I like to drink a cup of coffee with milk in the morning.

5 ✓ ... draw and say what you like eating and drinking.

I like eating ...
I like drinking ...



1

Listen and say.



Kate: Hi, Vicky! Where were you on your winter holidays?

Vicky: I was in Scotland.

Kate: Was it nice?

Vicky: Yes, it was. My parents and I were in a small hotel in the mountains.

Kate: Was it comfortable?

Vicky: Yes, it was. The rooms were clean and nice.

Kate: What about the weather?

Vicky: The weather was fine. It was snowy. But it was not very cold. The mountains were beautiful!

mountain
['maʊntɪn]



hotel [həʊ'tel]

2



Listen and read.

was [wɒz] I was at home. My sister was at school on Monday. I was glad to see Tom at school. It was cold and windy in February.

were [weə] We were at grandparent's on winter holidays. Tina and Linda were happy to meet their friends in the camp.

last [lɑːst] last day, last week, last month, last weekend.
We were at the camp last weekend.

comfortable ['kʌmfətəbl] a comfortable hotel, a comfortable car, a comfortable sofa. It was comfortable to go by car to Germany.

3



Make up a sentences.

I		in England.
We		in the mountains.
My friend and I	was	at home.
My father	were	in the hotel.
They		in the zoo.
She		at school.

4



Talk with your friend.



A: I was ... on my holidays.

B: And I was ...



1



Look and say.



Bill was at school last Monday.



Tom and Eddie ... at their grandmother's last summer.



Bill and Taras ... at the camp in summer.



Nick ... at home on Sunday.



Linda and her sister ... in the mountains on winter holidays.



Roy and Rick ... in the park last weekend.

2



Read and compare.

+		-	
I		I	
He	was at home.	He	was not at home.
She		She	
It		It	
We		We	
You	were at home.	You	were not at home.
They		They	

?					
Was	I	at home?	Yes,	I	was.
	he		No,	he	wasn't.
	she			she	
Were	it			it	
	we		Yes,	we	were.
	you		No,	you	weren't.
	they			they	

was not = **wasn't**

were not = **weren't**

3



Fill in with 'was' or 'were'.

- 1 We were in a café last weekend.
- 2 Bob in the swimming pool last Saturday.
- 3 I not at school on Sunday.
- 4 The weather fine on winter holidays.
- 5 My friends at the camp on summer holidays.
- 6 The camp in the mountains.

1



Listen and read.

yesterday ['jestədi] It is Monday today. It was Sunday yesterday. I was at home yesterday. The weather was fine yesterday.

- Were you at home yesterday?
- Yes, I was. Were you at school yesterday?
- No, I wasn't. Was Vicky at her granny's last weekend?
- No, she wasn't. Was she in the mountains?
- Yes, she was.

2



Read and rewrite it in the past.

e-mail

Message Edit Search Utilities Spell Checker Privacy View Options

Hi, Bob!

I'm glad to be in Brazil in winter.

It is cold in London. But in Brazil it is sunny and hot. The water is warm in the sea.

It is pleasant to swim.

Bye.

Yours,

Pete

3



Answer.

- 1 Was it hot in London in winter?
- 2 Was Bob in London on his winter holidays?
- 3 Was it sunny in Brazil?
- 4 Was it pleasant to swim?
- 5 Was Bob glad to be in Brazil in winter?

4



Ask and answer.



A: Were you in (at) ... on your winter holidays?



B: Yes, I was. (No, I wasn't.)

summer holidays, last weekend, yesterday

5



Listen and say the rhyme.

- Where were you in winter
When the ground was white?
- I was in the mountains —
What a pretty sight!
- Was the weather fine?
- It was very cold.
- Was the hotel good?
- It was very old.
- Was it nice to be there?
- Where?
- Where you were.
- Oh, yes, it was!



1



Listen and read.

[t]

worked
watched
washed
walked
cooked
helped

[d]

listened
phoned
played
opened
lived
cleaned

[ɪd]

visited
repeated
acted
painted
counted

2



Listen and say.



Nick: Hello, Bill! Where were you last weekend?

Bill: Well, on Saturday morning I helped my father in the garage. On Saturday afternoon I watched football at the stadium. On Sunday I watched a film at the cinema. What about your weekend?

Nick: My weekend was great! I visited my cousins. We played computer games.



garage ['gærɑ:ʒ]



stadium ['steɪdiəm]

3



Look and say.

learned, helped, listened, washed, played, watched



In the morning
Tonny helped
his mother to
cook breakfast.



Then he ...
the plates.



In the afternoon
he ... with his
friend.



In the evening
he ... music.



Tonny ...
his English.



Then he ...
TV.

4



Ask and answer.



A: Where were you last weekend?

B: I was I watched ... on Saturday.
I ... on Sunday.



● What about your weekend?

1



Read and compare.

+			-		
I			I		
He			He		
She			She		
It			It		
We			We		
You			You		
They			They		
played in the yard yesterday.			did not play in the yard yesterday.		
?					
Did	I		Yes, No,	I	
	he			he	
	she			she	
	it			it	
	we			we	
	you			you	
	they			they	
	play in the yard yesterday?			did.	
				did not.	

did not = **didn't**

did not = **didn't**

2



Make up negative sentences.

*Example: I wanted to be a doctor.**I didn't want to be a doctor.*

- 1 I phoned my friend yesterday.
- 2 We watched a cartoon last evening.
- 3 Ron worked in his office last Saturday.
- 4 Paul walked in the park last weekend.
- 5 Mark and Jeff played computer games yesterday.

3



Fill in with 'did' or 'did not'.

- 1 ... you ride a bike yesterday? Yes, I ...
- 2 ... you play with dolls last evening? No, I ...
- 3 I play football yesterday, I cleaned my room.
- 4 ... your mum ask you for help?
- 5 ... Steve go to school last Monday? No, he ...
- 6 ... your father work last Saturday? Yes, he ...

4



Listen and say the rhyme.

Day by Day

On Sunday I played with my friend,
 On Monday I started my school.
 On Tuesday I watched the play to the end,
 And helped my mum to cook.
 On Wednesday I washed the dishes,
 On Thursday I watched TV.
 On Friday I visited my dear cousins,
 On Saturday they phoned me.



1



Talk with your friend.

A: Did you



help...
clean...
wash...
dress...
skate...
ski...
skip...
play...
want...

yesterday?



B: Yes, I did. / No, I didn't.

2

a) Read what a booster¹ said.

- Yesterday I played chess with the champion.
- Yesterday I skated at the stadium.
- Yesterday I cleaned my teeth in the morning, in the afternoon and in the evening.
- Yesterday I watched TV at night.
- Yesterday I washed my hands ten times.
- Yesterday I helped my friends to do their homework.

b) Express your doubt².

Example: Did you play chess with the champion yesterday?

c) Disagree with him³.

Example: You didn't play chess with the champion yesterday.

¹a booster ['bəʊstə] — хвалько²Вирази сумнів.³Не погодься з ним.

3



Choose and read the sentences.

- a) about what Vicky usually does;
- b) about what she did yesterday.

Vicky usually gets up at 7 o'clock. Yesterday she helped mother about the house. Every morning she does exercises. She cleaned her room and washed up¹. Vicky usually has breakfast at 8 o'clock and then she goes to school. Mother thanked her daughter. Vicky usually comes home from school at one o'clock. In the evening Vicky and her parents watched TV.



usually



yesterday

4



Write that they didn't do it yesterday.

Example: Max played football yesterday.

Max didn't play football yesterday.

- 1 My friend's uncle lived in London.
- 2 Her friends wanted to play tennis yesterday morning.
- 3 Bob and Phil skied at the school sport ground.
- 4 They watched TV yesterday evening.
- 5 Kate skipped with her friends yesterday afternoon.

¹wash up ['wɒʃ'ʌp] — мити посуд

1



Listen and read.

go — went [went] We like going to the theatre on our weekends. They went to the cinema last Sunday.

see — saw [so:] I see my classmates every day. I saw my teacher yesterday.

come — came [keɪm] My parents come home at 5 o'clock. Our granny came to visit us yesterday.

learn — learnt [lɜːnt] Every day we learn some new words at our English Lessons. My sister learnt a nice poem yesterday.

do — did [dɪd] I do my morning exercises every day. I did my lessons in the afternoon yesterday. What did you do yesterday?

have — had [həd] I usually have breakfast at 8 o'clock. It was Sunday yesterday. I had my breakfast at 9 o'clock.



I went.

He didn't go.

Did you go?

I saw.

He didn't see.

Did you see?

I came.

He didn't come.

Did you come?

I learnt.

He didn't learn.

Did you learn?

I did.

He didn't do.

Did you do?

We had.

They didn't have.

Did you have?

2



Listen and say.

Nick: Did you see Vicky yesterday?

Bill: Yes, I did. I saw her in the park.

Nick: What time did you see her?

Bill: It was 3 o'clock in the afternoon. Why do you ask?

Nick: I phoned her, she didn't answer.



Nick: Where were you yesterday? I came to your place but you weren't in.

Vicky: I went to the cinema with Ann.

Bill: Was the film good?

Vicky: Yes, it was. I learnt many interesting things.

3

**Play the guessing game in a group.**

One pupil shows what he/she did yesterday. The rest of the group are trying to guess asking questions.

Pupil 1: Did you listen to the nurse?

Italian: No, I didn't.

Pupil 2: Did you phone to your friend?

Italian: Yes, I did.

4

**Listen and say the rhyme.**

My Weekend

First I had my breakfast.

Then I watched TV.

I went out to play with friends

And came home at three.

Then I had my dinner,

Phoned Bob — with him we planned:

Where to go and what to see

And what to do the next weekend.

It was one of my weekends.

At ten I went to bed.

Then stopped and thought:

For all the day

I didn't help my mum and dad!..”



1



Listen and read.

write — wrote [rəʊt] I write letters to my cousin every Sunday. Yesterday she wrote a letter to me.

blow — blew [blu:] Winds often blow in February. We blew out a lot of balloons for our party.

bring — brought [brɔ:t] My sister brings flowers for my mum every week. I brought new books from our school library.

buy — bought [bɔ:t] We buy fresh¹ fruit at the market every Saturday. Two days ago my mother bought me a new suit.

take — took [tʊk] I take 3 books to school every day. When I travelled last summer I took my favourite book with me to read.

make — made [meɪd]
We make interesting things in our Handicraft Club. Yesterday we made a paper doll's house.



I wrote.	He didn't write.	Did she write?
I blew.	He didn't blow.	Did she blow?
I made.	He didn't make.	Did she make?
I took.	He didn't take.	Did she take?
I bought.	He didn't buy.	Did she buy?
I brought.	He didn't bring.	Did she bring?

¹fresh [freʃ] — свіжий

2

**Say what you did yesterday. Use the verbs.**

took, made, wrote, bought, brought

3

**Listen and say.**

Bill: Nick invited us to come at 3 p.m. to his birthday party.

Kate: Let's make a birthday cake for him.

* * *

Kate: Did you bring all the things for the cake?

Bill: I bought some butter, some chocolate and eggs on the shop.

Vicky: I brought some jam.

Kate: Did you bring some flour?

Vicky: Sorry. Kate. You didn't ask for it.



4



Look and say what Nick did yesterday. Then write.

Nick's Plan

- write a letter to your granny
- buy some lemonade
- bring some music CDs
- take a camera
- clean the room
- make decorations
- blow the balloons
- decorate the room

Example: Yesterday Nick bought some lemonade.

5



Make up questions.

What

Where

When

Why

How

did

I

you

he / she

we

they

bring...

go...

come...

write...

learn...

make...

blow...

?

Example: What did you write?

6



Look at Nick's plan and ask him questions.

Where

When

How

Example: Where did you buy lemonade?

1



Listen and read.

A: What did you do last weekend?

B: I visited my cousin in London.

A: When did you do your homework?

B: I did it yesterday evening.

A: What time did you go to bed yesterday?

B: I went to bed at 10 o'clock.

2



Ask and answer about Nick (look in lesson 9).

Example:

A: Who did Nick write a letter?

B: He wrote a letter to his granny.



who, what, why

3



Fill in with the verbs in the past.

come, have, bring, write, go, see

- 1 When Liz was a child she had many toys.
- 2 Yesterday I ... a letter to my email friend.
- 3 Mark ... an interesting film last Sunday.
- 4 Children ... some paper and glue to make decorations.
- 5 Yesterday father ... home at 8 o'clock in the evening.
- 6 My friend ... to his grandparents last summer.

4

In pairs role-play the situation.



A, you are a policeman.

B, you are a suspect¹.

A, ask B questions about what B did yesterday.



Example:

A: Where were you yesterday at 6 o'clock in the evening?

B: ...

A: What did you do there?

B: ...

A: What time did you come home?

B: ...



5

Ask and write about your friend's last weekend.

What time?

How?

What?

When?

Where?

Why?

Nick didn't go ...

Nick was ...

He ...

At ... o'clock ...

Then he ...

After that ...



¹a suspect ['sʌspekt] —
підозрюваний



Тепер ти можеш...


1 ✓ ... read and tell what Kate did yesterday.

Kate's Plans for Saturday

8:00 help mum to cook breakfast
10:00 wash up
12:00 clean my room
3:00 play with Tom
5:00 watch 'Tom&Jerry'
6:00 visit uncle Mike

It is Sunday today. *Kate ... on Saturday.*

2 ✓ ... look, read and match the pictures with the sentences.



- 1 Mike listened to music in the evening yesterday. e
- 2 Willy saw his classmate walking
in the town yesterday.
- 3 Yesterday John went to school at 8 o'clock.
- 4 Tina's mother came home at 6 o'clock yesterday.
- 5 Ann learnt new English words at 6 o'clock.
- 6 Stacy worked in the garden yesterday.

3 ✓ ... put questions to the sentences above.

Example:

- Did Mike listen to music in the morning?
- No, he didn't. He listened to music in the evening.

4 ✓ ... write about your last weekend.

MY LAST WEEKEND

Last weekend I was in ...

I spent a good time there.

I Then I ...

After that I ...

TIME

10 a.m.

11 a.m.

12 a.m.

13 a.m.

I DID

had breakfast

watched a film

helped mum

had dinner



1




Listen and read.

ph [f] **phone**, **photo**, **Phil**, **Philip****weather** ['weðə] fine weather, bad weather

What is the weather like today? The weather is fine. I don't like rainy weather.

shine [ʃaɪn] Look, the sun is shining. When the weather is fine the sun shines in the sky.

stay [steɪ] stay at home, stay at school. I usually stay at home on Saturday. My friend usually stays at school after classes.



e-mail

Message Edit Search Utilities Spell Checker Privacy View Options

Hello, Taras.

Thank you for the photos. They are nice.

Today is Saturday. We never go to school on Saturday. We are at home today, but we can't go out. The weather is bad. It is rainy and wet. The sky is grey. Tom usually watches cartoons on rainy days. Kate usually reads books. I usually play computer games.

What is the weather like in Ukraine?

Yours,

Bill.

2



Talk with your friend.



A: What is the weather like today?



B: The weather is ...today.
The sun The sky
The wind
It is It is

fine / bad
sunny / rainy
blue / grey
cold / warm
snowy / windy
hot / cool

3



Look and guess.



France
24-28



Italy
18-20



USA
2-12



England
10-12

- 1 Today is cool, cloudy and rainy. It's England.
- 2 Today is hot and sunny. It's
- 3 Today is warm and cloudy. It's
- 4 Today is cold, snowy and windy. It's

4



Listen and say the rhyme.

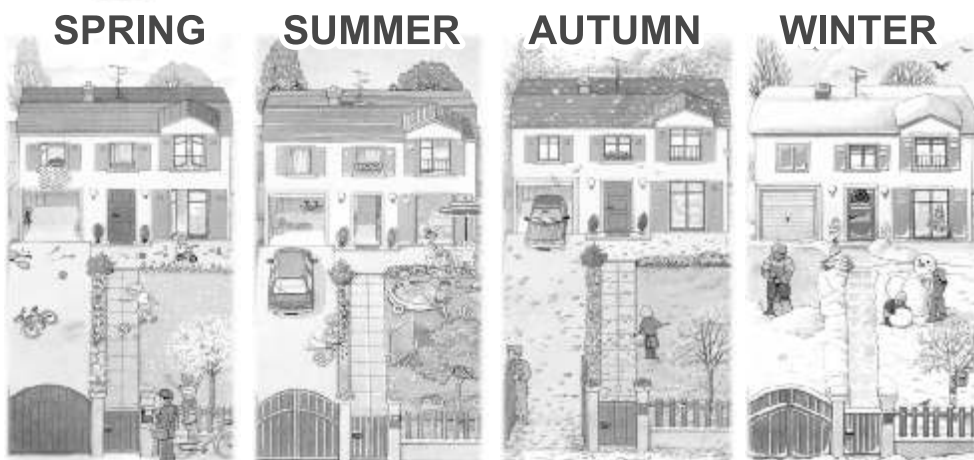
COUNTRIES AND WEATHER

In America it's snowy,
And in Africa it's hot.
In France it's windy,
In Spain it is not.

In Italy it is sunny,
In Germany the sky is blue.
In England it is rainy,
In Ukraine it's rainy, too.

1

Listen and repeat.



March

[mɑ:tʃ]

April

[ˈeɪ prəl]

May

[meɪ]

June

[dʒu:n]

July

[dʒuˈlaɪ]

August

[ˈɔ:gəst]

September

[sepˈtembə]

October

[ɒkˈtəʊbə]

November

[nəʊˈvembə]

December

[dɪˈsembə]

January

[ˈdʒænjuəri]

February

[ˈfebruəri]

2

Listen and say.



Teacher: Well, Bill, what is your favourite season?

Bill: I like spring.

Teacher: Tell us about it, please.

Bill: There are three months in spring. They are March, April and May. It is warm. The weather is nice. It is usually sunny. But sometimes it is rainy. The grass and trees are green. The birds sing their songs.

3



Listen and read.

[i:] **tea, clean, meal, leaf, leaves, season**

year [jɜ:] Happy New Year! Winter is not cold this year.

season ['si:zn] The year has got four seasons. Summer is my favourite season. What season is it now?

autumn ['ɔ:təm] Winter, spring, summer and autumn are four seasons of the year. Autumn is a beautiful season. School starts in autumn.

often ['ɒfn] It often rains in autumn and spring. It often snows in winter. It is often hot in summer.

month [mʌnθ] There are 12 months in a year. There are three months in a season. What month is it now? June, July and August are summer months.

4



Ask and answer.



A: What are the autumn (...) months?

B: September, October and November are autumn (...) months.



1

Look and talk with your friend.



A: When is Jim's birthday?

B: It is in April. And when is your birthday?

A: It is in ...



2

Ask and answer in pairs.

- 1 How many days are there in a week?
- 2 How many days are there in a month?
- 3 How many months are there in a season?
- 4 How many months are there in a year?
- 5 How many seasons are there in a year?

3



Complete.

Autumn is a beautiful
It ... rains in
The ... are short in winter.
It ... snows in

often (x2)
days
season
winter
autumn

4



Play the game in a group.

Make up a story about seasons in a chain. The teacher says a sentence, "It is spring". The pupil repeats it and adds his/her sentence, "It is spring. The sky is blue." The winner is the one who says the last sentence.



5



Listen and say the rhyme.

Thirty days has September,
April, June and November;
All the rest¹ have thirty one,
Except February alone²,
And that has twenty-eight days clear
And twenty nine in each leap³ year.



¹rest [rest] — решта ²alone [ə'leɪn] — один; единственный ³leap [li:p] — високосный

1



Listen and compare.

YESTERDAY

I **went** to the party
yesterday.

We **acted** in a play.

He **was** a king.

TOMORROW

I **shall go** to the party
tomorrow.

We **shall act** in a play.

She **will be** a Princess.

2



Read and compare.

+	I		shall go.	-	I		shall not go.
	We				We		
	You				You		
	He				He		
	She				She		
	It		will go.		It		will not go.
	They				They		

?	Shall		I we		go?	Yes,		I we		shall.
						No,		I we		shall not.

?	Will		you he she it they		go?	Yes, No,		you he she it they		will. will not.

3



Listen and say.

Kate: Hello, Nick. We shall have a costume party at school. Will you come?

Nick: When?

Kate: It will be tomorrow in the Assembly Hall at 5 o'clock.

Nick: Thank you.



Nick: Will you go to the costume party tomorrow?

Vicky: A costume party? Where will it be?

Nick: It will be at school. Kate will act in a play. Will you go?

Vicky: Of course, I shall.



4



Ask and answer.



A: Will you come to my birthday party?

B: Of course, I shall.



go to school, fly a kite, ride a bike,
go to the Zoo, stay in a hotel

1



Look and say as in the example.

secretary, sportsman, teacher, waiter, doctor



Nancy



Bob



Linda



Ron



Christie

Example: Nancy will be a secretary.

2



Read and say that your friend will do the same.

Example:

My brother will help his mum after school.

Mike will help his mum after school.

- 1 The children will go to the Zoo next Sunday.
- 2 We shall run and jump in PE lesson.
- 3 My sister will have dinner at 4 o'clock.
- 4 Pupils will sing in the Music.
- 5 On Sunday we shall go to the church.

3



Say that the person in brackets will not do this.

Example: Rob will act in a play. (Sam)

Sam will not act in a play.

- 1 Mary will sing at the party. (Linda)
- 2 We shall get up at 6 o'clock tomorrow. (They)

- 3 Mike will have Maths next Friday. (I)
- 4 They will go to the hotel on holidays. (Ben)
- 5 I shall go to the Zoo tomorrow. (He)

4



Ask as in the example.

a) *Example:* go to school

Will you go to school?

- have English tomorrow
- play football on Saturday
- have lunch at school
- watch a film on Sunday
- read a book next evening

b) *Example:* what / do on Sunday

What will you do on Sunday?

- 1 Who / act in a play?
- 2 When / have Maths?
- 3 Where / go tomorrow?
- 4 What / do next weekend?
- 5 When / get up tomorrow?

5



Ask and answer.



A: What will you do tomorrow?

B: I shall...

A: Where will you go next weekend?



café, grandma, mountains, Italy,
park, football, hotel, London

1

Listen and repeat.

**Christ**

[kraɪst]

church [tʃɜ:tʃ]**people** ['pi:pl]

No wonder spring is gay
and funny.

You know who's coming? —
The **Easter Bunny**!

**Easter**

[ˈi:stə]


**hot cross bun**

[hɒt krɒs 'bʌn]



2

Listen and read.



Message Edit Insert Utilities Spell Checker Privacy View Options

Dear Taras,

We had Easter last month. It is a great holiday in England. On Easter Sunday people went to church, gave thanks to Christ, sang songs, listened to music. They say that at Easter the Easter bunny brings¹ coloured eggs. Families sit for a big dinner. People like eating hot cross buns. How do you celebrate² this holiday in Ukraine? Say hello to your family.

Yours, Bill.

¹to bring [brɪŋ] — приносити²to celebrate ['selɪbreɪt] — відзначати

3



Write out true sentences.

- 1 People go to church on Easter Sunday.
- 2 Easter Bunny brings eggs to children in Ukraine.
- 3 In Ukraine children like eating hot cross buns.
- 4 People usually bring Easter baskets to the church in Ukraine.
- 5 Ukrainian children like painting Easter eggs.

4



Help Taras to answer.

Message Edit Search Utilities Spell Checker Privacy View Options

Dear Bill,

... is a great holiday in On Easter Sunday people go to ... , give thanks to ..., sing ..., listen to In Ukraine we make We paint ..., too. Families have a

Say ... to your

Yours,

Taras.

Easter, Easter cakes, Ukraine,
 Christ, church, family, songs, eggs,
 big dinner, hello, music

5



Ask and answer.



- a What do people do on Easter?
- b Did they paint eggs in England?
- c Who brings Easter eggs to English kids?
- d What did people eat at Easter in England?
- e What will people cook on Easter in Ukraine?



6



Sort out the words.

will be, had, love, is, went, like,
are making, took, put, shall buy, go

usually	now	yesterday	tomorrow
<i>is</i>			<i>will be</i>

7



Complete the letter with the words from task 6.

Hello Jane,
We ... Easter yesterday. It ... my favourite holiday. We
usually ... to church with Easter baskets on this day. I ...
my basket with one small paska and some eggs and ...
to church. My granny's birthday tomorrow. We ...
... presents for her at the moment. We some
flowers for her, too. I ... my granny very much.
Does your granny ... birthday parties?
Bye, Olena.

8



Listen and say the rhyme.

Hot cross buns!
Hot cross buns!
One a penny, two a penny,
Hot cross buns!
If your daughters
do not like them —
Give them to your sons.

Hot Cross Buns!



1



Listen and repeat.



seaside ['si:said]



river ['rɪvə]

2



Listen and read.

holidays ['hɒlɪdɪz] In summer children don't go to school. They have got summer holidays. I like summer holidays a lot!

travel ['trævl] Boys and girls like **traveling** on summer holidays. Jim likes to travel by plane. My family usually travels by car in summer.

visit ['vɪzɪt] Let's visit Ann. Usually we visit grandparents on Sundays.

3



Make up sentences.

I		travel.
You		visit grandparents.
He	shall	go to the seaside.
She	will	go to the camp.
We		go to the river.
They		go to the mountains.

4



Listen and say.



Vicky: Tomorrow is the last day of school.

What will you do in summer, boys?

Bill: Nick and I will go to the camp in July.

What about you?

Vicky: In June my family and I will go to the seaside.

In August we shall visit my grandparents.

Nick: Let's go to the camp in July together!

Vicky: I don't know. I shall ask mum.

5



Ask and answer.

a



Tom and Ben / grandparents

Example:

A: Where will

Tom and
Ben go on summer
holidays?

B: They will go to

their grandparents.





Sam and Pete / camp



Mike / river



Mary and Betty / mountains



Liz / seaside

6



Say what you will not do on holidays.

Example: I shall not wake up at 7 o'clock.

7



Listen and say the rhyme.

In winter it is cold,
Sometimes there is snow.
In spring it is warm,
See the flowers grow.
In autumn leaves turn brown,
And the weather's cool.
But hot summer is my favourite,
And we have no school!





Тепер ти можеш...

1 ✓ ... talk with your friend.



A: What is your favourite season?

B: ...

A: What is your favourite month?

B: ...

A: Why do you like it?

B: It is ... in I like ... weather.



2 ✓ ... ask and answer.



A: When is your
(your friend's)
birthday?

B: It is ...



3 ✓ ... tell your class what you will do tomorrow.



4 ✓ ... read and answer the questions.

END-OF-YEAR PARTY

Dear pupils, Come to the class party!



Play games,
dance, sing
and have fun!

When: Thursday, May 30

Time: 11:00 13:00

Where: Linda's house

What to bring: fruit

From Tim and Linda



- 1 When will be the End-of-Year Party?
- 2 Where will be the party?
- 3 What will all the children bring?
- 4 What will they do?

5 ✓ ... write about your summer holiday plans.

In June ...

In July ...

In August ...






This is our new classmate.
His name is Elliot.



He lives in Elm Street.
His house is old, but nice.



His family is not very big:
mummy, daddy and
a baby sister.





His hobby is very special.
He likes magic.



His pet owl
is always sleepy.
Her name is Tess.



Elliot likes books, too.
His favourite book is ...
Can you guess?





It's Halloween. It's party time.
Look at Elliot and his family.



His mummy is Snow
White. She is beautiful.



His daddy is Superman.
He is very strong.



Elliot is a wizard.
He is clever.




His sister is a clown.
She is funny.



And Tess?
She is a witch!



It's morning. Elliot is at school.
But is this really his school?
Is this really his classroom?




And who is this?
A new teacher?



She has got long pink
hair and big blue eyes.



I'm your new
teacher, Miss
Moira from
Mars.



She has got a
special computer.



Oh, it's just
a dream!





This is Ms Springfield.
She has got blonde
hair and big blue eyes.
Isn't she nice?

This is her house. It
is not very big, but
there is a beautiful
garden around it.
Her favourite flower
is the blue rose.
Guess why! Blue is
her favourite colour.



Ms Springfield
is very romantic.
She likes music
and poetry.
She likes
singing, too.



Ms Springfield likes computers. She likes writing stories on her computer, but she doesn't like playing computer games.

Ms Springfield has got a special hobby. It is horse riding. She is a real champion. Look at her collection of medals!



Look at Ms Springfield now! She is wearing her favourite blue dress. It's 8.30. She is rushing to school. Surprise, surprise — she is the new teacher!



**NEWS IN TOY WORLD!
NEW ROBOT JUST ARRIVED AT OUR SHOP!**

What can Robbie do?

You won't believe it, but it's true!

Robbie can play
the violin and
sing a little, too.

Robbie can play
tennis, football
and basketball.

Robbie can help you with the housework:
he can make the beds and wash the dishes.


He can make
a sandwich
and a pizza

And most important of
all, he can talk, so he
can be your friend, too.

**If you want to find out more about Robbie,
come to our toy shop and see for yourself!**

100.-








Greg has got a brand new toy. It is a robot, but it is his friend, too. The children are coming to Greg's house to meet his new friend.

Greg: This is Robbie. He's very special. He can do a lot of things.

Jessica: I can play volleyball. What about you, Robbie? Can you play any sports?



Robbie: Of course, I can. I can play tennis, football and basketball, but... I can't play ice-hockey.




Elliot: Can you read,
Robbie?

Robbie: Yes, I can, but
I'm not very fast. I
can read two
stories in a day.


Robbie: And, where is
your friend Susan?


Jessica: She is at home,
helping mum with
the housework.



Robbie: I can help her.
I can make the beds.
I can wash the dishes.
I can't cook, but I can
make a sandwich and
a pizza, too.

Children: Robbie, will you
be our friend, too?





One day Robbie visits his friends in Roboland. Roboland is far, far away, so Robbie takes his special Robo Lorry. He has got some presents for his friends.



Here are some books for Victor. He has got the biggest collection of books in Roboland. He can read ten books in a day.



Robbie has got a pair of new football boots for Eric. He is the best football player in Roboland. He can score ten goals per match.




Linus is the best cook in Roboland. He can make a hundred pancakes in a minute. So, what has Robbie got for Linus? A new frying pan!



Robbie's friends are very happy. Robbie is happy, too. But, it is time to go back home. See you next year!



Luke: It's Saturday. It's half past seven. Time for my ice-hockey practice. It's fun, but you can sometimes get hurt. That's why I've got a big helmet.



Greg: It's Friday, it's seven o'clock. Time for my swimming class. I can swim very fast. Can you?

It's Sunday. It's two o'clock. Picnic time! Let's have fun!



Elliot: It's Wednesday. It's six o'clock. Time for my "Young Scientists class". It's so exciting! I always learn something new.





Jessica: It's Monday. It's five o'clock. Time for my volleyball practice. Look at me! I'm wearing a T-shirt and a pair of trainers.




Susan: It's Tuesday. It's half past five. Time for my ballet class. I've got new ballet shoes.



Ms Springfield: It's Thursday. It's half past six. Time for my singing class. Where are my notes?



She can swim.
She can climb a tree.
She can drive a car.
She can even fly.
Who is she?
Do you remember?
Super Suzy, of course!



It's eight o'clock in the morning. It is very hot.
Super Suzy is driving through the desert.
The camel is very thirsty, but Super Suzy can help her.
She has got a box full of orange juice.

It's twelve o'clock. Super Suzy is in the jungle now. Who is in trouble? It is the baby jaguar. Super Suzy is climbing the tree to help him. Be careful next time, baby jaguar!



It's five o'clock. There is a call from the Arctic. It is snowing and it is very cold. Pixy is crying. He is lost. He can't find his friends. Super Suzy is flying to the Arctic to help him. Look! Pixy is back with his friends.



It's eight o'clock in the evening. What a day! Super Suzy is really tired. Knock, knock! Super Sam is here with a glass of her favourite super milk. He is a real friend, isn't he?





What's your favourite season, children?



Greg: It's summer, because then I can swim, I can make sandcastles, I can eat a lot of ice-cream and I can even ride a shark!

Jessica: I like autumn. My birthday is in September. I always have a big chestnut cake. Yummy!



Luke: My favourite season is winter, because I like snow, winter sports and Santa's presents.





Ms Springfield: My garden is so beautiful at that time of the year. I can hear the birds singing and there are flowers everywhere. Spring is so romantic, isn't it?



Ronnie: I like summer because then I can make a snowman. I like autumn because then I can see my friend Easter Bunny again. I like winter because then I can swim in the sea. I like spring because then I can put on my Halloween costume.

Children: Ronnie! You've mixed up all the seasons!



This is my friend Ruby.
She lives in Roboland.



She is very young.
She is only 50.
Her birthday
is in February.


She has got orange hair
and green eyes. She is
wearing a space jacket
and a mini-skirt. She is
so pretty, isn't she?





She is also very clever.
She can solve ten
maths riddles in five
minutes.

But, that's not all! She
can fix your TV set, she
can fix your computer,
she can even fix her
own spaceship.



She likes travelling
in space. This is
her postcard from
the Moon. It looks
so exciting!

SPRING



Red is for Valentine's Day. Super Sam usually writes a Valentine card.

It is rainy. The Easter Bunny is at home. He always prepares his Easter basket.

It is snowy. Everything is white. Ronnie usually skies.



It is cold and windy. Luke is in his room. He likes listening to music.

School is over. See you in September!

It is a hot summer day. Greg is on the beach. He usually makes sandcastles.

WINTER





SUMMER

It is a cloudy autumn.
Elliot always gets ready for Halloween.

It is a beautiful spring day.
Ms Springfield always
waters her blue roses.

It is a nice day.
Jessica usually
picks snowdrops.



It is warm and
sunny. Susan is in
a summer camp.

Back to school
and time to see
your friends again!



Christmas time! Uncle Phil always
decorates his Christmas tree.



AUTUMN

**A Look at the pictures. What can you see?
Match the words to the correct numbers
in the pictures.**



☐ grains

☐ an oven

☐ bread

☐ a mill

☐ wheat

☐ flour

**B How do you make bread?
Put the sentences into the right order.**

- ☐ You cut wheat.
- ☐ You plant the wheat grains.
- ☐ You bake the bread.
- ☐ You take it to the mill.
- ☐ You get flour.



**C Listen to the story
about the little red
hen and read it.**

This is the little red hen. She lives with a dog, a cat and a mouse in a little house.



One day she finds some grains of wheat in the garden. 'Who will plant this wheat?' she asks. 'Not I,' says the dog. 'Not I,' says the cat. 'Not I,' says the mouse. 'Then I will do it myself,' says the little red hen.

The wheat grows taller and taller. It is time to cut the wheat. 'Who will cut this wheat?' asks the little red hen. 'Not I,' says the dog. 'Not I,' says the cat. 'Not I,' says the mouse. 'Then I will do it myself,' says the little red hen.



Now it is time to take the wheat to the mill. 'Who will take this wheat to the mill?' asks the little red hen. 'Not I,' says the dog. 'Not I,' says the cat. 'Not I,' says the mouse. 'Then I will do it myself,' says the little red hen.



The little red hen takes the flour back to her house. 'Who will make this flour into bread?' asks the little red hen. 'Not I,' says the dog. 'Not I,' says the cat. 'Not I,' says the mouse. 'Then I will do it myself,' says the little red hen.

The bread is finished and the little red hen takes it out of the oven. 'Who will eat this bread?' asks the little red hen. 'I will,' says the dog. 'I will,' says the cat. 'I will,' says the mouse.




'You didn't help me plant the wheat. You didn't help me cut the wheat. You didn't help me take the wheat to the mill. You didn't help me make the bread. But it is Easter today and I will let you eat it,' says the little red hen. The dog, the cat and the mouse feel ashamed. They promise always to help the little red hen.

Happy Easter everybody!


D Imagine you are the little red hen.
Would you do the same? Why?




A Look, listen and read.



A hippo can swim.




A monkey
can climb a tree.




An elephant can drink
a lot of water.



A parrot can fly.

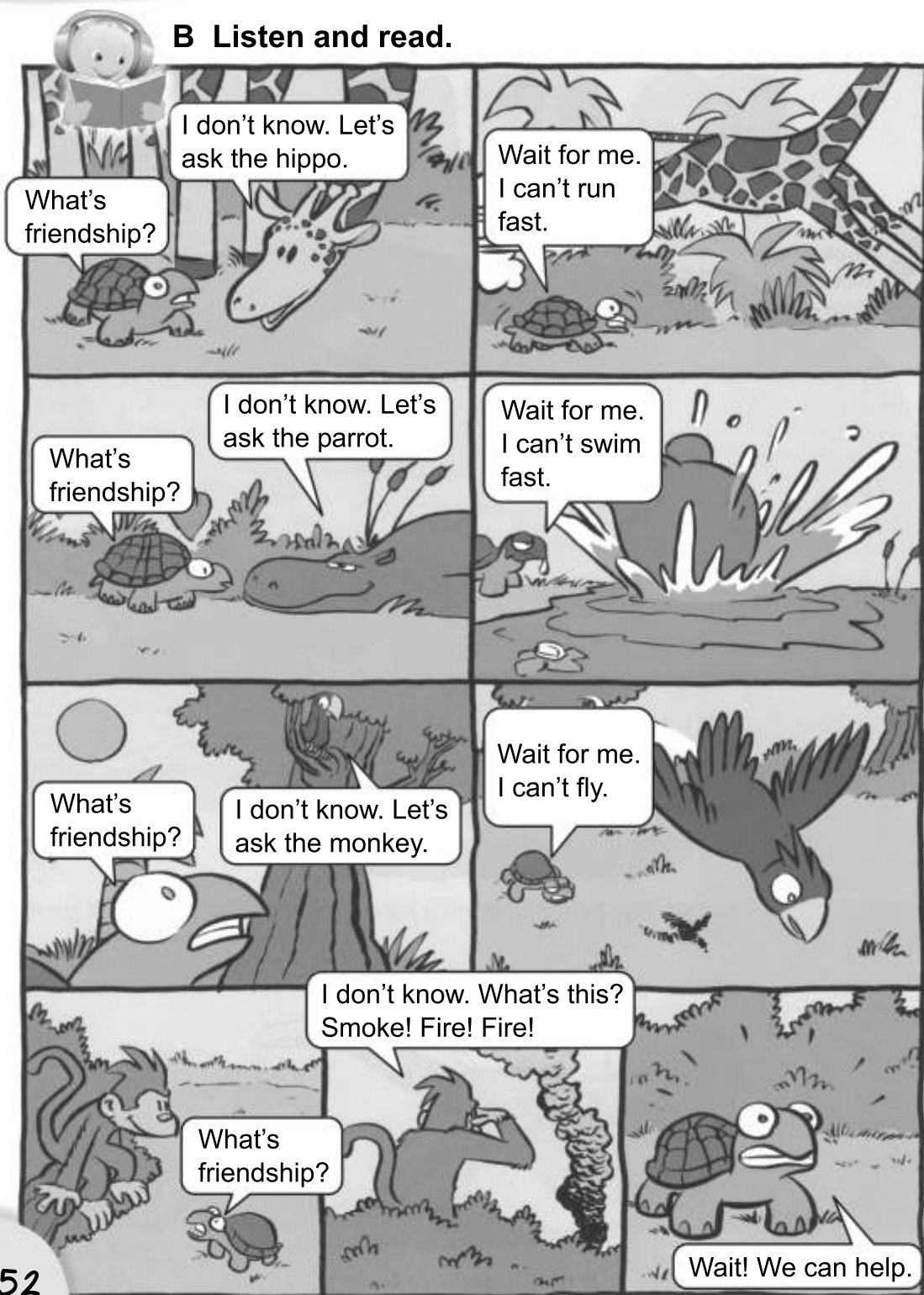


A giraffe can run fast.



A turtle can't run fast.
It can walk slowly.

B Listen and read.





A LESSON OF THE ABC

Johnny's father opens the ABC book and says, "Well, Johnny, look at this letter. It is an 'A'."

"How do we know that (як ми знаємо, що) this is an 'A'?" asks Johnny.



"It is an 'A' and this is a 'B'," says his father. He points to the letter 'A', and then to the letter 'B'.

"But how do we know that this is a 'B' and not an 'A'?" asks Johnny.

The father does not answer his son's question. He puts his hand on Johnny's ear and pulls it.

"Oh, my ear, my ear!" says Johnny.

"How do you know that this is 'an ear'?" asks his father.

"It is an ear. Every person ([ˈpɜːsn] — людина) knows that this is 'an ear'," answers Johnny.

"Yes, my boy," says his father. "And every person knows that this is an 'A' and this is a 'B'."

THE GAME "I LIKE"

Ted and Sid are friends. They like playing games together.

Ted: I say, Sid, let's play the game "I like".

Sid: Oh, it's a good game. Let's play it. You begin, Ted.

Ted: I like cakes. And what do you like, Sid?

Sid: I like cakes and apples. Now you, Ted.

Ted: I like cakes apples and jam. It's your turn now, Sid.

Sid: I like cakes, apples, jam and coffee. And what about you, Ted?

Ted: I like cakes, apples, jam, coffee and tea. Then again you, Sid.

Sid: I like cakes, apples, jam, coffee, tea and... and...

Ted: Oh, I see. You cannot say it now. Then I win ([wɪn] — вигравати) the game. Do I?

Sid: Yes, you do, Ted.



- Do you like this game?
- Can you play it?
- Can you help Sid to win the game?

ANN LIKES TO ASK QUESTIONS

My sister Ann is a funny little girl. She is only four years old. She likes to ask questions ([ˈkwestʃ(ə)nz] — питання). And many of her questions are very funny. Here are some of them:

- Why is milk white?
- When it is cold does a bear put on a hat?
- Where is the house for rain?
- Does a clock sleep at night?
- Do dogs drink hot tea?
- Do cats brush their teeth?



Well, children, can you answer Ann's questions?



POLLY-THE-PARROT (папуга) LIKES TO LEARN ENGLISH

Sashko has got a pet. It is a nice big parrot. His name is Polly. When Sashko does his English lessons, Polly is in his room. He listens to Sashko and repeats the words.

One day two boys come to see Sashko. They are Sashko's friends. Polly sees them and says in English, "Go away! Go away!" The boys know English. They do not like Polly's words. They look at Sashko. Misha, one of the boys, is angry with Polly. He asks him to stop talking. But Polly says and says, "Go away! Go away!"

Then the boys say, "Very well, let's go!" They say "Goodbye!" to Sashko and Polly, and go away.

Sashko does not know what to do. Then he says, "Polly, be nice to my friends, please. When they come, say these words: "How do you do, friends? Come in, come in, please!"

Polly likes the new words. He says them a lot of times. Sashko listens to him and says, "That's right, Polly, that's right."

When Sashko's friends come to see him again, Polly says, "How do you do, friends? Come in! Come in, please!"

The boys like his words very much. They say, "Well, Polly, you are a good parrot!"

And then Polly says, "That's right! That's right!"



- Does Polly like English?
- Is he a good pupil?
- Can he speak English?

I DON'T WANT TO

Olha is four years old. She is a good little girl, but one day...

Olha's mother comes into the room and says, "Good morning, Olha! It is time to get up."

But Olha says, "I don't want to get up."

"What's the matter ['mætə] (у чому справа), Olha? You must get up," says her mother.

Olha gets up but then says, "I don't want to dress."

"You are not a good girl today, Olha," says her mother.

Olha wants to be a good girl and she begins to dress.

Mother helps her, and soon Olha has her dress and shoes on. Then Mother says, "Now go and wash your hands and face. And brush your teeth, too."

But Olha again says, "I don't want to."

Olha's father and grandmother come into the room, and ask, "What's the matter with our good little Olha today?"

"I don't know," Olha's mother says, "She does not want to get up, she does not want to dress, she does not want to wash or brush her teeth."

"Do you want to do morning exercises with me today?" asks her father.

Olha likes doing morning exercises with her father but now... "I don't want to," is her answer.

When breakfast is on the table, Olha's grandmother says, "Sit down to eat."

They all sit down at the table, but Olha says again, "I don't want to eat."



Then Mother says, "From now your name will not be Olha, it will be Mary, Mary-Quite-Contrary ([,merɪ-kwaɪt-'kɒntrəri] — Мерівсенавпаки)."

But Olha likes her name, and she does not want a new name. She says, "Mother, don't change my name. I'll be a good girl and never again say 'I don't want to'."

? — Do you often say
"I don't want to"?

LITTLE RED RIDING HOOD

Characters:

LITTLE RED-RIDING-HOOD

HER MOTHER

HER GRANDMOTHER

GREY WOLF

THE HUNTER

SCENE I

A nice little room. Little Red-Riding-Hood's Mother is sitting on a chair and Little Red-Riding-Hood is playing with her toys.

MOTHER: Little Red-Riding-Hood, our grandmother is very ill (хвора). Go and take a cake and some milk to her.

LITTLE RED-RIDING-HOOD: All right, Mother. *(Takes the jug of milk and the cake and puts them in the basket.)*

MOTHER: Don't speak to any person on the way. And don't pick any flowers. Don't stop on the way.

LITTLE RED-RIDING-HOOD: All right, dear Mother. Goodbye!

MOTHER: Goodbye!

SCENE II

The wood. Little Red-Riding-Hood is on the way to her Grandmother. She is picking flowers.

LITTLE RED-RIDING-HOOD: How nice it is in the wood!
Grey Wolf comes.

WOLF: Good morning, Little Red-Riding-Hood!

LITTLE RED-RIDING-HOOD: Good morning, Mr. Wolf!

WOLF: Where are you going?

LITTLE RED-RIDING-HOOD: I am carrying (hecy) a cake and some milk to my Grandmother. She is ill.

WOLF: Where does she live?

LITTLE RED-RIDING-HOOD: She lives in the middle of the wood.

(Points to the middle of the wood.)

WOLF: Thank you! Goodbye.

LITTLE RED-RIDING-HOOD: Goodbye.



SCENE III

The Grandmother's room. The Wolf is in bed in the Grandmother's dress and cap. There is a knock (cmyk) at the door.

WOLF: Come in!

Little Red-Riding-Hood comes into the room.

LITTLE RED-RIDING-HOOD *(looking at the wolf)*: Why, Granny, your eyes are so big?

WOLF: To see you better, my child.

LITTLE RED-RIDING-HOOD: What big ears you have!

WOLF: To hear you letter.

LITTLE RED-RIDING-HOOD: What sharp (гострі) teeth you have!

WOLF: To eat you better. (*Jumps out of bed.*)

LITTLE RED-RIDING-HOOD: Help! Help!

A Hunter runs into the room. He kills (вбиває) the Wolf. The Granny comes out of the belly (живіт) of the Wolf's body.

GRANDMOTHER: Oh, my dear child! (*She kisses (цілує) the Little Red-Riding-Hood.*)

GRANDMOTHER and LITTLE RED-RIDING-HOOD:
Oh, hunter, thank you very much!

CINDERELLA

[,sɪndə'relə]

Characters:

CINDERELLA (Попелюшка)

STEPMOTHER (мачуха)

STEPSISTER 1 (дочка мачухи)

STEPSISTER 2

FAIRY ['feəri] GODMOTHER (хресна-чарівниця)

THE PRINCE

THE QUEEN

HERALD 1 (королівський гвардієць)

HERALD 2

LADIES AND GENTLEMEN

SCENE I

Cinderella is cleaning the floor. Her Stepsisters are sitting in arm-chairs. The Stepmother comes in.

STEPMOTHER: There is a ball ([bɔ:l] — бал) in the King's Palace today.

STEPSISTER 1: Cinderella, give me my white dress!

CINDERELLA (*giving her the white dress*): Here you are!

STEPSISTER 2: Give me my hat and the mirror.

Cinderella gives her the hat and the mirror.

STEPMOTHER: Give me my fan (віяло)!

Cinderella gives her the fan.

STEPSISTER 1: Tell us, Cinderella, are you going to the ball?

CINDERELLA: Oh, don't laugh ([la:f] — сміятись) at me. Who is going to let me in?

STEPSISTER 1: Ha-ha-ha! You have not got a beautiful dress.

STEPSISTER 2: You are ugly! (*To her mother and sister.*) Well, let's go.

They go out to the ball. Cinderella is very sad. Fairy Godmother comes in.

FAIRY: Why are you so sad, my child?

CINDERELLA: I cannot go to the ball, because I have not got a beautiful dress. I have not got nice shoes.

FAIRY: Don't be sad, my dear, I am going to help you. Here is a white dress and here are beautiful glass shoes for you. Now you are going to the ball. But remember ([rɪ'membə] — пам'ятай): you must leave ([li:v] — піти) when it is twelve o'clock.

CINDERELLA: Thank you very, very much!

SCENE II

At the King's ball. The Prince is dancing with the ladies. The two stepsisters are dancing too. The Queen is talking with the old noble ladies. Cinderella comes in. She is in a white beautiful dress.

QUEEN: Who is that young girl? How beautiful she is!

PRINCE (to Cinderella): May I dance with you?

CINDERELLA: With great pleasure.

They are dancing and dancing. Oh!.. It is twelve o'clock now!

CINDERELLA: Oh, no! It's twelve o'clock! I am sorry, but I must ([mʌst] — повинна) go. Goodbye! (She runs away and loses ([lu:zɪz] — губить) one of her glass shoes.)



SCENE III

Cinderella is cooking supper at home. The two Stepsisters and Stepmother are talking.

STEPSISTER 1: You know, Cinderella, there was a beautiful lady at the King's ball.

STEPMOTHER: Suddenly ([ˈsʌdnli] — раптом) she ran away (вибігла) and lost (загубила) her glass shoe.

STEPSISTER 2: The Prince wants to marry her. He is looking for her now.

Two heralds enter ([ˈentə] — заходять до) the room.

HERALD 1 (to the Stepsister 1): Be so kind and try on (примірте) this glass shoe.

STEPSISTER 1 (trying it on): It's too small for me.

STEPSISTER 2: Let me try it on!.. Oh, it is so small!

HERALD (to Cinderella): Be so kind and try on this glass shoe, please.

STEPMOTHER: Oh, it is our Cinderella. She was not at the ball.

CINDERELLA: But I want to try it on! *She (easily ([ˈiːzɪli] — легко) puts on the small glass shoe.*

Takes another ([əˈnʌðə] — іншій) one out of her pocket ([ˈpɒkɪt] — кишеня) and puts it on.

STEPSISTERS: Oh, Cinderella, we are sorry. We were not very kind to you.

CINDERELLA: Well, sisters, I am not angry with you. Goodbye, now.

Cinderella goes out with the heralds.

INTRODUCTION

bike [baɪk] велосипед
classmate ['klɑːsmet] однокласник
friend [frend] друг
glad [glæd] радий
go [gəʊ] ходити
laugh [lɑːθ] сміятись
like [laɪk] подобатись
pool [puːl] водойма
remember [rɪ'membə] пам'ятати, згадувати
ride [raɪd] їхати (*верхи*)
splash [splæʃ] хлюп
together [tʊ'geðə] разом

UNIT 1

age [eɪdʒ] вік
answer ['ɑːnsə] 1) відповідь;
 2) відповідати
ask [ɑːsk] питати
blind [blaɪnd] сліпий
café ['kæfeɪ] кафе
camp [kæmp] табір
can [kæn] могли
cartoon [kɑːtuːn] мультфільм

catch [kætʃ] ловити, впіймати
chess [tʃes] шахи
children ['tʃɪldrən] діти
clown [klaʊn] клоун
complete [kəm'pli:t] доповнювати
country ['kʌntri] країна
England ['ɪŋɡlənd] Англія
favourite ['feɪvərɪt] улюблений
flat [flæt] квартира
France [frɑːns] Франція
from [frɒm] від, з
fun [fʌn] забава
 have fun — веселитись
game [geɪm] гра
Germany ['dʒɜːməni] Німеччина
Greece [ɡriːs] Греція
group [ɡrəʊp] група
here [hɪə] тут
 Here you are. — Ось, будь-ласка.
hobby ['hɒbɪ] хобі, улюблене заняття
house [haʊz] будиночок
introduce [ɪntrə'djuːs] представляти

Italy ['i:təli] Італія
kid [kɪd] дитина
kite [kaɪt] повітряний змій
letter ['letə] буква, лист
listen ['lɪsn] слухати
magic ['mædʒɪk] чарівний
meet [mi:t] зустрічати
music ['mju:zɪk] музика
number ['nʌmbə] число,
 номер
paint [peɪnt] фарбувати,
 малювати фарбами
party hall ['pɑ:tɪ hɒl]
 святковий зал
phone [fəʊn] телефон
please [pli:z] будь-ласка
repeat [rə'pi:t] повторюва-
 ти
rhyme [raɪm] вірш, римівка
round [raʊnd] 1) круглий;
 2) навколо
say [seɪ] сказати
short [ʃɔ:t] короткий,
 низький
soon [su:n] скоро
Spain [speɪn] Іспанія
spell [spel] писати або
 вимовляти слово по
 літерах

sport [spɔ:t] спорт, вид
 спорту
sports-ground ['spɔ:ts
 graʊnd] спортивний
 майданчик
sure [ʃʊə] 1) впевнений;
 2) звичайно
swimming pool
 ['swɪmɪŋpu:l] плавальний
 басейн
talk [tɔ:k] розмовляти,
 вести бесіду
team [ti:m] команда
that [ðæt] той
there [ðeə] там
this [ðɪ:s] цей
try [traɪ] 1) намагатись;
 2) спробувати
turn [tɜ:n] 1) повертати;
 2) черга
Ukraine [ju:'kreɪn] Україна
watch [wɒtʃ] дивитись
Welcome! ['welkəm]
 Ласкаво просимо!
where [weə] де
work [wɜ:k] 1) робота;
 2) працювати

UNIT 2

above [ə'baʊ] над

armchair ['ɑ:mtʃeə] крісло

at [æt] в, на (прийменник
місця)

at ... o'clock — о ... години

at home — вдома

at school — в школі

at work — на роботі

aunt [ɑ:nt] тітка

bathroom ['ba:θrʊm]

ванна кімната

bedroom ['bedrʊm]

спальня

best [best] найкращий (*від*
good)

breakfast ['brækfəst]

сніданок

builder ['bɪldə] будівельник

businessman ['biznəsmən]

бізнесмен, ділова

людина

carpet ['kɑ:pɪt] килим

clean [kli:n] 1) чистий;

2) прибирати

cousin ['kʌzn] двоюрідний

брат або сестра

daughter ['dɔ:tə] дочка

doctor ['dɒktə] лікар

driver ['draɪvə] водій

family ['fæmɪli] сім'я

farm ['fɑ:m] ферма

farmer ['fɑ:mə] фермер

find [faɪnd] знаходити

floor [flɔ:] підлога

follow ['fɒləʊ] йти за,
слідувати

granddad ['grændæd]

дідусь

grandparents

['græn,peərənts] дідусь та
бабуся (разом)

granny ['græni] бабуся

heart [hɑ:t] серце

help [help] допомагати

her [hɜ:] її

holidays ['hɒlɪdɪz] канікули

home [həʊm] дім

husband ['hʌzbənd]

чоловік

in front of [ɪn'frʌntəv]
навпроти

job [dʒɒb] робота

kitchen ['kɪtʃɪn] кухня

left [left] лівий

light [laɪt] світлий

little [lɪtl] маленький
live [lɪv] жити
living-room ['lɪvɪŋ,ru:m] вітальня
luckily ['lʌkɪli] на щастя
lunch [lʌntʃ] обід, ланч
matter ['mætə] справа
must [mʌst] повинен
near [nɪə] біля, близько
new [nju:] новий
next to [nekst'tu:] поряд, біля
office ['ɒfɪs] офіс
our [aʊə] наш
parents ['peərənts] батьки
photographer [fə'tɒgrəfə] фотограф
plan [plæn] 1) план;
 2) планувати
right [raɪt] правий
say [seɪ] сказати
secretary ['sækɪrɪtri] секретар(ка)
seller [selə] продавець
singer ['sɪŋə] співак
sleep [sli:p] спати
sofa ['səʊfə] диван
son [sʌn] син

student ['stju:dent] студент, учень
supper ['sʌpə] вечеря
sweet [swi:t] 1) цукерка;
 2) солодкий
test [test] контрольна робота
them [ðem] їх
these [ði:z] ці
those [ðəʊz] ті
ugly ['ʌɡli] негарний, бридкий
uncle ['ʌŋkl] дядько
under ['ʌndə] під
vet [vet] ветеринар
village ['vɪlɪdʒ] село
waiter ['weɪtə] офіціант
wake up [weɪk'ʌp] прокидатись
wall [wɔ:l] стіна
who [hu:] хто
work [wɜ:k] робота

UNIT 3

about [ə'baʊt] біля, про
after ['ɑ:ftə] після
afternoon [ˌɑ:ftə'nu:n] час після опівдня

again [ə'geɪn] знову
Art [ɑ:t] мистецтво
back to... [bæk tu] назад до
breakfast ['brækfəst]
 сніданок
clean [kli:n] 1) чистий;
 2) прибирати
club [klʌb] клуб
come in [kʌm ɪn] заходити
could [kud] міг, могла
 (минулий час від can)
count [kaʊnt] лічити
day [deɪ] день
do [du:] робити, виконувати
 do sums — розв'язувати
 задачі
dress [dres] 1) сукня;
 2) одягатись
English ['ɪŋɡlɪʃ] англійська
 мова
evening ['i:vnɪŋ] вечір
every ['evrɪ] кожний
fat [fæt] товстий
favourite ['feɪvərɪt]
 улюблений
Friday ['fraɪdɪ] п'ятниця
get up [get'ʌp] вставати,
 підніматись

give [ɡɪv] давати
go out [gəʊ aʊt] виходити
 з дому
go to bed [gəʊ tu bed]
 лягати спати
happy ['hæpɪ] щасливий
help [help] допомагати
 help about the house —
 допомагати по дому
homework ['həʊmwɜ:k]
 домашня робота
hooray [hʊ'reɪ] ура
late [leɪt] пізній
learn [lɜ:n] вивчати
lesson ['lesən] урок
letter ['letə] лист
like [laɪk] подобатись
make [meɪk] робити,
 створювати,
 виготовляти
Maths [mæθs]
 математика
may [meɪ] могли, мати
 можливість
Monday ['mʌndɪ]
 понеділок
need [ni:d] потребувати,
 мати потребу

over ['əʊvə] через
party ['pa:tɪ] свято
poem ['pəʊɪm] вірш
Saturday ['sætədi] субота
say [seɪ] сказати
say hello [seɪ he'ləʊ]
 передавати привіт
see [si:] бачити
show [ʃəʊ] 1) шоу;
 2) показувати
sit [sɪt] сидати, сидіти
sorry ['sɒrɪ] сповнений
 жалю
speak [spi:k] розмовляти
start [stɑ:t] стартувати,
 розпочинати(сь)
Sunday ['sʌndɪ] неділя
task [tɑ:sk] завдання
teeth [ti:θ] зуби
teach [ti:tʃ] навчати
then [ðen] потім
thing [θɪŋ] річ, предмет,
 діло
Thursday ['θɜ:zdi] четвер
time [taɪm] час
timetable ['taɪmteɪbl]
 розклад
today [tə'deɪ] сьогодні

Tuesday ['tju:zdi] вівторок
wake up [weɪk ʌp] проки-
 датись
wash [wɒʃ] мити(сь)
Wednesday ['wenzdi]
 середа
week [wi:k] тиждень
weekday ['wɪkdeɪ] будній
 день
with [wɪð] з
your [jɔ:] твій, ваш

UNIT 4

alone [ə'ləʊn] сам, один
always ['ɔ:lweɪz] завжди
angry ['æŋrɪ] сердитий,
 злий
apple ['æpl] яблуко
bad [bæd] поганий
banana [bə'nɑ:nə] банан
bread [bred] хліб
busy ['bɪzɪ] зайнятий
butter ['bʌtə] масло
cabbage ['kæbɪdʒ] капуста
carol ['kærəl] весела пісня,
 гімн (звучай. різдвяний)
carrot ['kærət] морква
Christmas ['krɪsməs] Різдво

Cinderella [ˌsɪndə'relə]

Попелюшка

coffee ['kɒfi] кава

cook [kʊk] 1) повар;

2) готувати їжу

corn [kɔ:n] зерно

cucumber ['kju:kʌmbə]

огірок

cup [kʌp] горнятко

dinner ['dɪnə] обід

drink [drɪŋk] пити

eat [i:t] їсти

egg [eg] яйце

enjoy [ɪn'dʒɔɪ]

насолоджуватись, отри-
мувати задоволення

Enjoy your meal! —

Смачного!

film [fɪlm] фільм

fish [fɪʃ] риба

garden ['gɑ:dn] сад, город

juice [dʒu:s] сік

juicy ['dʒu:sɪ] соковитий

king [kɪŋ] король

lemon ['lemən] лимон

meal [mi:l] їжа

mermaid ['mɜ:meɪd]

русалонька

milk [mɪlk] молоко

never ['nevə] ніколи

onion ['ʌnjən] цибуля

orange ['ɒrɪndʒ] апельсин

paper ['peɪpə] папір,

газета

pass [pɑ:s] передавати

photo ['fəʊtəʊ] фото

piece [pi:s] шматок

place [pleɪs] місце

porridge ['pɒrɪdʒ] каша

pupil ['pjʊ:pɪl] учень

sad [sæd] сумний

salad ['sæləd] салат

salt [sɔ:lt] сіль

sandwich ['sænwɪdʒ]

сандвіч, бутерброд

sausage ['sɒsɪdʒ] ковбаса

some [sʌm] декілька,

трохи

sometimes ['sʌmtaɪmz]

деколи

soup [su:p] суп

sour [saʊə] кислий

sugar ['ʃʊgə] цукор

sweet [swi:t] 1) цукерка;

2) солодкий

tea [ti:] чай

toast [təʊst] тост
tomato [tə'mɑ:təʊ] помідор
Ukrainian [ju:'kreɪnɪən]
 1) українець;
 2) український
usually ['ju:ʒuəlɪ] звичайно
water ['wɔ:tə] вода
wear [weə] носити (*про*
одяг), бути одягнутим
Winnie-the-Pooh ['wɪnɪ-ðə-
 pu:] Вінні Пух
Wonderland ['wʌndəlænd]
 Країна Чудес

UNIT 5

be [bi] бути
beautiful ['bjʊ:tɪfəl] гарний,
 красивий
blow [bləʊ] дути
Brasil ['bræzɪl] Бразилія
bring [brɪŋ] приносити
buy [baɪ] купувати
camera ['kæməɾə]
 фотоапарат
chocolate ['tʃɒklɪt] шоко-
 лад
cinema ['sɪnəmə] 1) кіно;
 2) кінотеатр

classmate ['klɑ:smeɪt]
 однокласник
comfortable ['kʌmfətəbl]
 зручний, комфортний
first [fɜ:st] перший
flour [flaʊə] борошно
garage ['gærɑ:ʒ] гараж
ground [graʊnd]
 майданчик
guess [ges] здогадуватись
have [hæv] мати, володіти
him [hɪm] його
hotel [həʊ'tel] готель
interesting ['ɪntrəstɪŋ]
 цікавий
invite [ɪn'vaɪt] запрошувати
last [lɑ:st] останній,
 минулий
London ['lʌndən] Лондон
mountain ['maʊntɪn] гора
next [nekst] наступний
nurse [nɜ:s] медсестра,
 няня
open ['əʊpən] відкривати
play [pleɪ] вистава
pleasant ['plezənt] при-
 ємний

policeman [pə'li:smæn]

поліцейський

pretty ['prɪtɪ] гарненький

question ['kwestʃən]

питання

rest [rest] решта

Scotland ['skɒtlænd]

Шотландія

sea [si:] море

sight [saɪt] вид, вигляд

skip [skɪp] стрибати

snowy [snəʊɪ] сніжний

stadium ['steɪdiəm] стадіон

take [teɪk] брати, взяти

thank [θæŋk] дякувати

think [θɪŋk] думати

town [taʊn] місто

visit ['vɪzɪt] відвідувати

walk [wɔ:k] 1) ходьба,

прогулянка; 2) ходити

пішки, прогулюватись

want [wɒnt] хотіти

warm [wɔ:m] теплий

weather ['weðə] погода

weekend ['wikənd]

вихідний день

write [raɪt] писати

yesterday ['jestədi] вчора

UNIT 6

add [æd] додавати

Africa ['æfrɪkə] Африка

April ['eɪprəl] квітень

Assembly Hall ['æsəmbli

hɒl] актова зала

August ['ɔ:gəst] серпень

basket ['bɑ:skɪt] кошик

celebrate ['seləbreɪt]

святкувати

chain [tʃeɪn] ланцюг

Christ [kraɪst] Христос

church [tʃɜ:tʃ] церква

coloured ['kɒləd]

кольоровий

costume ['kɒstjʊm] 1) кос-

тюм; 2) костюмований

December [dɪ'sembə] гру-

день

Easter Bunny ['i:stə bʌnɪ]

Великодній заєць

end [end] кінець

February ['febrʊəri] лютий

funny ['fʌnɪ] кумедний

gay [geɪ] веселий

grass [grɑ:s] трава

great [greɪt] великий,

чудовий

grow [greʊ] рости
hot cross bun [ˌhɒt krɒs
 'bʌn] великодні булочки
 (брум.)

how many [həʊ 'mæni]
 скільки

January ['dʒænjʊəri] січень

July [dʒuˈlaɪ] липень

June [dʒuːn] червень

leaf [liːf] листок (дерева)

March [mɑːtʃ] березень

may [meɪ] могти, мати
 можливість

month [mʌnθ] місяць

November [nə'vembə]
 листопад

October [ɒk'təʊbə]
 жовтень

often ['ɒfn] часто

people ['piːpl] люди

princess ['prɪnsəs]
 принцеса

river ['rɪvə] річка

seaside ['siːsaɪd] морське
 узбережжя

season ['siːzn] пора року

sentence ['sentəns]
 речення

September [sep'tembə]
 вересень

shine [ʃaɪn] світити, сяяти

sort out [sɔːt aʊt] сортува-
 ти

stay [steɪ] перебувати

tomorrow [tə'mɒrəʊ]
 завтра

travel ['trævl]
 подорожувати

tree [triː] дерево

USA [juːes eɪ] США
 (Сполучені Штати
 Америки)

wet [wet] мокрий

winner ['wɪnə]
 переможець

wonder ['wʌndə] 1) диву-
 ватись; 2) диво

word [wɜːd] слово

year [jɪə] рік

APPENDIX

be [bi:]was [wɔ:z],	бути
	were [wə:]		
begin [bi'gɪn]began [bi'gæn]	починати
blow [blou]blew [blu:]	дути
break [breɪk]broke [brɔuk]	ламати, рвати
bring [brɪŋ]brought [brɔ:t]	приносити
buy [baɪ]bought [bɔ:t]	купляти
can [kæn]could [kud]	могти
come [kʌm]came [keɪm]	приходити
cut [kʌt]cut [kʌt]	різати
do [du:]did [dɪd]	робити,
			виконувати
drink [drɪŋk]drank [dræŋk]	пити
eat [i:t]ate [et]	їсти
fall [fɔ:l]fell [fel]	падати
feel [fi:l]felt [felt]	відчувати,
			почуватись
fight [faɪt]fought [fɔ:t]	боротись
find [faɪnd]found [faʊnd]	знаходити
forget [fə'get]forgot [fə'gɒt]	забувати
get [get]got [gɒt]	отримувати
give [gɪv]gave [geɪv]	давати
go [gou]went [went]	йти
hang [hæŋ]hung [hʌŋ]	вішати
have [hæv]had [hæd]	мати
hear [hɪə]heard [hə:d]	чути
hurt [hɜ:t]hurt [hɜ:t]	пошкодити,
			поранити

IRREGULAR VERBS

keep [ki:p]kept [kept]	тримати, зберігати
learn [lə:n]learnt [lə:nt]	взнавати, вивчати
lie [laɪ]lay [leɪ]	лежати
make [meɪk]made [meɪd]	робити, виготовити
read [ri:d]read [red]	читати
ring [rɪŋ]rang [ræŋ]	дзвонити
run [rʌn]ran [ræn]	бігти
see [si:]saw [sɔ:]	бачити
send [send]sent [sent]	надсилати
shine [ʃaɪn]shone [ʃɒn]	світити
sleep [sli:p]slept [slept]	спати
speak [spi:k]spoke [spəuk]	розмовляти
spend [spend]spent [spent]	витрачати
stand [stænd]stood [stʊd]	стояти
swim [swɪm]swam [swæm]	плавати
take [teɪk]took [tʊk]	брати, взяти
teach [ti:tʃ]taught [tɔ:t]	навчати
wake (up) [weɪk]woke (up) [wəuk]	вставати
win [wɪn]won [wʌn]	перемагати
write [raɪt]wrote [rəʊt]	писати

Навчальне видання

Карп'юк Оксана Дмитрівна

Англійська мова

**Підручник для 3 класу
загальноосвітніх навчальних закладів.**

Рекомендовано Міністерством освіти і науки України

Англійською та українською мовами

**Видано за рахунок державних коштів.
Продаж заборонений.**

*Редактори Ігор Миколів, Наталія Батрин
Художники Олена Волошинська, Петро Турпак
Дизайн і комп'ютерна верстка Андрій Костишин, Мар'яна Тераз*

Здано до набору 23.04.2013. Підписано до друку 10.09.2013
Формат 70х100 1/16. Гарнітура Аріал. Папір офсетний. Друк офсетний.
Умовн. друк. арк. 14,256. Обл.-вид.арк. 15,5.
Тираж 219 117 прим.

ТзОВ „Видавництво Астон”
46006, м. Тернопіль, вул. Гайова, 8.
Свідоцтво про внесення до Державного реєстру суб'єктів
видавничої справи ТР № 28 від 9.06.2005 р.